



On behalf of the entire Reynolds Family, we would like to take the opportunity to thank you for your continued support. Since 1985, we have taken great joy in designing stylish, comfortable and innovative alternative hair solutions. We credit much of our success to our commitment to quality and longstanding partnerships with our customers.

Thank you for being such an important part of our extended family.

Sincerely,
John Reynolds

A handwritten signature in white ink that reads "Reynolds".

“

With a passion for innovation, a dedication to finding solutions for every stage of hair loss, and a commitment to unparalleled educational support to the hair community, we welcome you to discover all we have to offer.



JON RENAU

OUR COMMITMENT TO QUALITY

At Jon Renau, quality is paramount. With over 40 years of dedication, our customer-centric approach remains evident in every aspect of our operations. From innovative design and premium material sourcing to production and delivery processes, we uphold the highest of standards.

Guided by our core values, we prioritize understanding and exceeding customer expectations, fueled by passion for our work and continuous innovation to provide comfortable, natural-looking, and beautiful alternative hair solutions. Moreover, we maintain integrity throughout our supply chain by exclusively obtaining human hair from reputable sources.

Quality isn't just a goal at Jon Renau; it's a steadfast commitment upheld with unwavering dedication and pride, ensuring nothing less than excellence for our customers, both now and in the future.

SMARTLACE™


HUMAN HAIR

BESTSELLERS

Jon Renau's SmartLace Human Hair Collection is the crème de la crème of lace front wigs. To maximize styling possibilities, each wig's hairline is hand tied to a welded lace base, which is pre-cut and ready to wear without the risk of unraveling or losing its shape. Perfectly snug and aligned with your natural hairline, the SmartLace becomes practically invisible. Customizing is easy as human hair can be styled with heat to create any look. They can be parted, braided, curled or straightened to keep your style fresh.

These wigs are made with the finest quality human hair, ensuring their natural strength, luster and longevity. Jon Renau partners with renowned suppliers, known for their premium human hair quality. Our meticulous sourcing and Quality Control processes guarantee that only the finest strands are selected, ensuring superior authenticity and quality in every product. Furthermore, we exclusively provide ethically sourced human hair, obtained from reputable providers, to maintain integrity throughout our supply chain.

SCAN FOR FULL
SMARTLACE HUMAN HAIR COLLECTION



CARRIE

HUMAN HAIR

ITEM # 708 | 708A

CAP SIZE Average

CAP DESIGN Lace Front / Single Monofilament

LENGTHS B: 10.5" | C: 11" | S: 10.5" | N: 7.25"

COLORS SHOWN 22/16S8 (Left),

FS6/30/27 (Right)

COLOR AVAILABILITY 1B, 2, 4, 4/27/30, 6, 6/33, 6F27, 8, 8/30, 12/30BT, 14/26, 14/88H, 24BRH18, FS2V/31V, FS4/33/30A, FS6/30/27, FS26/31, FS27, 32F, **RENAU EXCLUSIVE**

COLORS 4RN, 6RN, 8RN, 24B22RN, FS17/101S18, FS24/102S12, FS26/31S6, 12FS8, 12FS12, 14/26S10, 22F16S8, 24BT18S8, 27T613S8, 613/102S8, B8-27/30RO, B8/30-14/26RO.



CARRIE PETITE

HUMAN HAIR

ITEM # 751 | 751A

CAP SIZE Petite

CAP DESIGN Lace Front / Single Monofilament

LENGTHS B: 10" | C: 10" | S: 10.25" | N: 7"

COLOR AVAILABILITY 1B, 2, 4, 4/27/30, 6, 6/33, 6F27, 8, 8/30, 12/30BT, 14/26, 14/88H, 24BRH18, 32F, FS2V/31V, FS4/33/30A, FS6/30/27, FS26/31, FS27 **RENAU EXCLUSIVE COLORS** 4RN, 6RN, 8RN, 24B22RN, 12FS8, 12FS12, 14/26S10, 22F16S8, 24BT18S8, 27T613S8, 613/102S8, FS12/26RN, FS17/101S18, FS24/102S12, FS26/31S6



CARRIE HAND-TIED

REMY HUMAN HAIR

ITEM # 760 | 760A

CAP SIZE Average


CAP DESIGN Lace Front / Single Monofilament

LENGTHS B: 11" | C: 11" | S: 10.5" | N: 7.25"

COLOR AVAILABILITY 1B, 4, 4/27/30, 6, 6/33, 6F27, 8, 12/30BT, 14/26, 14/88H, 24BRH18, 32F, FS2V/31V, FS4/33/30A, FS6/30/27, FS26/31, FS27 **RENAU EXCLUSIVE COLORS** 4RN, 6RN, 8RN, 24B22RN, 12FS8, 12FS12, 14/26S10, 22F16S8, 24BT18S8, 613/102S8, FS12/26RN, FS17/101S18, FS24/102S12, FS26/31S6

SOPHIA

REMY HUMAN HAIR



ITEM # 718 | 718A

CAP SIZE Average

CAP DESIGN Lace Front / Single Monofilament / Hand Tied

LENGTHS B: 5.5" | C: 7.5" | S: 5.5" | N: 5.5"

COLOR AVAILABILITY 1B, 4/27/30, 6/33, 6F27, 8/30, 12/30BT, 14/26, 14/88H, 24BRH18, 32F, FS26/31, FS27 **RENAU EXCLUSIVE COLORS** 4RN, 6RN, 8RN, 24B22RN, 12FS8, 24BT18S8, 27T613S8, 14/26S10, FS12/26RN

Sophia shown in 6F27 (top),
12FS8 (bottom)

GWYNETH

REMY HUMAN HAIR



Gwyneth shown in 22F16S8 (top),
4RN (bottom)

ITEM # 732 | 732A

CAP SIZE Average

CAP DESIGN Lace Front / Single Monofilament / Hand Tied

LENGTHS B: 12" | C: 15" | S: 10.5" | N: 8"

COLOR AVAILABILITY 1B, 2, 4, 4/27/30, 6, 6/33, 6F27, 8, 8/30, 12/30BT, 14/26, 14/88H, 24BRH18, FS26/31, FS27 **RENAU EXCLUSIVE COLORS** 4RN, 6RN, 8RN, 24B22RN, FS12/26RN, FS17/101S18, FS24/102S12, 12FS8, 12FS12, 14/26S10, 22F16S8, 24BT18S8, 27T613S8, 613/102S8

MARGOT

REMY HUMAN HAIR



Margot shown in FS24/102S12 (top),
FS6/30/27 (bottom)

ITEM # 759 | 759A

CAP SIZE Average

CAP DESIGN Lace Front / Single Monofilament / Hand Tied

LENGTHS B: 8.5" | C: 13" | S: 11" | N: 9"

COLOR AVAILABILITY 1B, 2, 4, 4/27/30, 6, 6/33, 6F27, 8, 8/30, 12/30BT, 14/26, 14/88H, 24BRH18, 32F, FS2V/31V, FS4/33/30A, FS6/30/27, FS26/31, FS27 **RENAU EXCLUSIVE**

COLORS 4RN, 6RN, 8RN, 24B22RN, 12FS8, 12FS12, 14/26S10, 22F16S8, 24BT18S8, 27T613S8, 613/102S8, FS12/26RN, FS17/101S18, FS24/102S12, FS26/31S6

JENNIFER

REMY HUMAN HAIR



Jennifer shown in 4RN (top),
22F16S8 (bottom)



ITEM # 704 | 704A

CAP SIZE Average

CAP DESIGN Lace Front / Single Monofilament / Hand Tied

LENGTHS B: 9.5" | C: 9.75" | S: 11" | N: 10.75"

COLOR AVAILABILITY 1B, 2, 4, 4/27/30, 6, 6F27, 8, 8/30, 12/30BT, 14/26, 14/88H,

24BRH18, FS2V/31V, FS4/33/30A, FS6/30/27, FS26/31, FS27, 32F **RENAU EXCLUSIVE**

COLORS 4RN, 6RN, 8RN, 24B22RN, FS12/26RN, FS17/10IS18, FS24/102S12, FS26/31S6,

12FS8, 12FS12, 14/26S10, 22F16S8, 24BT18S8, 27T613S8, B8-27/30RO, B8/30-14/26RO

BLAKE

REMY HUMAN HAIR



ITEM # 726 | 726A

CAP SIZE Average

CAP DESIGN Lace Front / Single Monofilament/ Hand Tied

LENGTHS B: 16" | C: 17" | S: 16"-17" | N: 16"

COLORS SHOWN FS17/101S18 (left), FS4/33/30A (right)

COLOR AVAILABILITY 1B, 2, 4, 4/27/30, 6,
6/33, 6F27, 8, 8/30, 12/30BT, 14/26, 14/88H,

24BRH18, FS2V/31V, FS4/33/30A, FS6/30/27, FS27

RENAU EXCLUSIVE COLORS 4RN, 8RN, 24B22RN, 12FS8,
12FS12, 14/26S10, 22F16S8, 24BT18S8, 27T613S8, 613/102S8,
FS12/26RN, FS17/101S18, FS24/102S12, FS26/31S6, 6RN



BLAKE PETITE

ITEM # 750 | 750A

CAP SIZE Petite

CAP DESIGN Lace Front / Single Monofilament / Hand Tied

LENGTHS B: 16" | C: 17" | S: 16"-17" | N: 16"

COLOR AVAILABILITY 1B, 2, 4, 4/27/30, 6, 6/33, 6F27, 8, 8/30, 12/30BT, 14/26, 14/88H, 24BRH18, FS2V/31V, FS4/33/30A, FS6/30/27, FS26/31, FS27, **RENAU EXCLUSIVE COLORS** 4RN, 6RN, 8RN, 24B22RN, 12FS8, 12FS12, 14/26S10, 22F16S8, 24BT18S8, 27T613S8, 613/102S8, FS12/26RN, FS17/101S18, FS24/102S12, FS26/31S6

BLAKE LARGE

ITEM # 761 | 761A

CAP SIZE Large

CAP DESIGN Lace Front / Single Monofilament / Hand Tied

LENGTHS B: 16" | C: 17" | S: 16"-17" | N: 16"

COLOR AVAILABILITY 1B, 4, 4/27/30, 6, 6/33, 6F27, 8, 8/30, 12/30BT, 14/26, 14/88H, 24BRH18, FS2V/31V, FS4/33/30A, FS6/30/27, FS26/31, FS27, **RENAU EXCLUSIVE COLORS** 4RN, 6RN, 8RN, 24B22RN, 12FS8, 12FS12, 14/26S10, 22F16S8, 24BT18S8, 27T613S8, 613/102S8, FS12/26RN, FS17/101S18, FS24/102S12, FS26/31S6

SIENNA

REMY HUMAN HAIR



Sienna shown in 22F16S8 (top), Sienna shown in 4/27/30 (bottom). Bangs were cut in.

ITEM # 717 | 717A

CAP SIZE Average

CAP DESIGN Lace Front / Single Monofilament

LENGTHS B: 8" | C: 14.5" | S: 13" | N: 10.75"

COLOR AVAILABILITY 1B, 2, 4, 4/27/30, 6/33, 6F27, 8, 8/30, 12/30BT, 14/26, 14/88H, 24BRH18, 32F, FS2V/31V, FS4/33/30A, FS6/30/27, FS26/31, FS27

RENAU EXCLUSIVE COLORS 4RN, 8RN, 24B22RN, 12FS8, 12FS12, 14/26S10, 22F16S8, 24BT18S8, 27T613S8, 613/102S8, FS12/26RN, FS17/101S18, FS24/102S12, FS26/31S6, B8-27/30RO, B8/30-14/26RO

KIM

REMY HUMAN HAIR



Kim shown in 12FS8 (top),
4RN (bottom)

ITEM # 758 | 758A

CAP SIZE Average

CAP DESIGN Lace Front / Single Monofilament / Hand Tied

LENGTHS B: 15" | C: 18" | S: 18" | N: 20"

COLOR AVAILABILITY 1B, 2, 4, 4/27/30, 6, 6/33, 6F27, 8, 8/30, 12/30BT, 14/26, 14/88H,

24BRH18, FS2V/31V, FS4/33/30A, FS6/30/27, FS26/31, FS27 **RENAU EXCLUSIVE**

COLORS 4RN, 6RN, 8RN, 24B22RN, 12FS8, 12FS12, 14/26S10, 22F16S8, 24BT18S8,

27T613S8, 613/102S8, FS12/26RN, FS17/101S18, FS24/102S12, FS26/31S6

ANGIE

REMY HUMAN HAIR



Angie shown in 12FS12 (top),
FS6/30/27 (bottom)

ITEM # 707 | 707A

CAP SIZE Average

CAP DESIGN Lace Front / Single Monofilament / Hand Tied

LENGTHS B: 6" | C: 14" | S: 14.5" | N: 14.5"

COLOR AVAILABILITY 1B, 2, 4, 4/27/30, 6, 6/33, 6F27, 8, 8/30, 12/30BT, 14/26,
14/88H, 24BRH18, FS2V/31V, FS4/33/30A, FS6/30/27, FS26/31, FS27, 32F

RENAU EXCLUSIVE COLORS 4RN, 6RN, 8RN, 24B22RN, FS12/26RN, FS17/101S18,
FS24/102S12, FS26/31S6, 12FS8, 12FS12, 22F16S8, 24BT18S8, 27T613S8, 613/102S8,
14/26S10, B8-27/30RO, B8/30-14/26RO

SMARTLACE™

SYNTHETIC

BESTSELLERS

Jon Renau's SmartLace Synthetic Collection combines innovative styles with comfort, realism and convenience. Each Smartlace wig is hand-crafted by seasoned experts, focused on delivering the highest quality wigs. Designed with meticulous attention to detail, each wig's hairline is hand tied to a welded lace, which is pre-cut and ready to wear. With each individual hair hand-tied to the lace, there is the illusion that the hair is growing from your own hairline, the SmartLace front becomes practically invisible. Available in an expansive variety of styles — pixies, shags, bobs, bohemian waves, long layers, and trendy angled cuts — SmartLace wigs provide a secure, comfortable fit and a superbly natural appearance.

SCAN FOR FULL
SMARTLACE SYNTHETIC COLLECTION



ANNETTE

SYNTHETIC



ITEM # 5138

CAP SIZE Average

CAP DESIGN Lace Front / Single Monofilament

LENGTHS B: 3" | C: 4.5" | S: 2.5" | N: 2"

COLOR SHOWN FS26/31S6

COLOR AVAILABILITY 1BRH30, 4, 4/27/30, 6, 6/33, 6F27, 8/32, 8RH14, 10/26TT, 12/30BT, 14/26, 22F16, 24B22, 24BT18, 27MB, 27T613F, 38, 56F51, 60, 101F48T, 60S18, 12FS8, 12FS12, 14/26S10, 22F16S8, 24BT18S8, FS2V/31V, FS4/33/30A, FS6/30/27, FS10/16, FS12/24B, FS17/101S18, FS24/102S12, FS26/31, FS26/31S6, FS27, FS613/24B, FS36/56/60S4, FS60/PKS18, FS38/PLS8, FS60/BLS6, 39/51/60, 1B/60, 92

IDALIA

SYNTHETIC



ITEM # 5912

CAP SIZE Average

CAP DESIGN Lace Front / Open Cap

LENGTHS B:8" | C: 5.75" | S: 6.75" | N: 1.75"

COLOR AVAILABILITY 1B, 1BRH30, 4, 4/33, 6, 6/33, 6F27, 8/30, 8RH14, 10/26TT, 12/30BT, 14/26, 22F16, 24B22, 24BT18, 27T613F, 39F38, 56F51, 60, 101F48T, 12FS8, 12FS12, 14/26S10, 22F16S8, 24BT18S8, 27T613S8, FS4/33/30A, FS6/30/27, FS17/101S18, FS24/102S12, FS613/24B

Idalia shown in 6F27 (top),
12FS12 (bottom)

MARISKA

SYNTHETIC

ITEM # 5711

CAP SIZE Average

CAP DESIGN Lace Front / Single
Monofilament / Hand Tied

LENGTHS B: 5.5" | C: 6.25" | S: 3" | N: 2.5"

COLOR SHOWN FS26/31

COLOR AVAILABILITY 4, 4/27/30, 4/33, 6,
6/33, 6F27, 8/30, 8RH14, 10/26TT, 10RH16,
14/26, 22F16, 24B22, 24BT18F, 38, 56F51, 60,
101F48T, 12FS8, 12FS12, 14/26S10, 22F16S8,
24BT18S8, 30A27S4, FS2V/31V, FS4/33/30A,
FS6/30/27, FS17/101S18, FS24/102S12, FS26/31,
FS26/31S6, FS27, 39/51/60, 1B/60, 92



MARISKA PETITE

ITEM # 5981

CAP SIZE Petite

CAP DESIGN Lace Front / Single Monofilament / Hand Tied

LENGTHS B: 5.5" | C: 6.25" | S: 3" | N: 2.5"

COLOR AVAILABILITY 4, 6, 6/33, 6F27, 8/30, 8RH14, 10/26TT, 10RH16, 12/30BT, 22F16,
24B22, 24BT18F, 27MB, 38, 56F51, 60, 101F48T, 12FS8, 12FS12, 14/26S10, 22F16S8, 24BT18S8,
FS2V/31V, FS4/33/30A, FS6/30/27, FS17/101S18, FS24/102S12, FS26/31, 39/51/60, 1B/60, 92

VICTORIA

SYNTHETIC



Victoria shown in 12FS12 (top),
FS4/33/30A (bottom)

ITEM # 5959

CAP SIZE Average

CAP DESIGN Lace Front / Single Monofilament / Hand Tied

LENGTHS B: 6" | C: 8.75" | S: 6.5" | N: 2.25"

COLOR AVAILABILITY 1B, 1BRH30, 4, 4/27/30, 4/33, 6, 6/33, 6F27, 8/30, 8RH14, 10/26TT, 12/30BT, 14/26, 22F16, 24B22, 24BT18, 32F, 38, 56F51, 60, 101F48T, 60S18, 12FS8, 12FS12, 14/26S10, 22F16S8, 24BT18S8, 27T613S8, 30A27S4, FS2V/31V, FS4/33/30A, FS6/30/27, FS17/101S18, FS24/102S12, FS26/31S6, FS27, FS613/24B, FS36/56/60S4, FS60/PKS18, FS38/PLS8, FS60/BLS6, 39/51/60, 1B/60, 92

JULIANNE

SYNTHETIC

ITEM # 5968

CAP SIZE Average

CAP DESIGN Lace Front /

Single Monofilament / Hand Tied

LENGTHS B: 10.5" | C: 12.25" | S: 9.5" | N: 5.75"

COLOR AVAILABILITY 1, 1B, 1BRH30, 4, 4/27/30, 4/33, 6, 6/33, 6F27, 8/32, 8RH14, 10/26TT, 10RH16, 12/30BT, 14/26, 22F16, 24B22, 24BT18, 27MB, 27T613F, 32F, 39F38, 56F51, 60, 101F48T, 12FS8, 12FS12, 14/26S10, 22F16S8, 24BT18S8, 27T613S8, 30A27S4, FS2V/31V, FS17/101S18, FS24/102S12, FS26/31, FS27, FS613/24B, 39/51/60, 1B/60, 92



Julianne shown in 22F16S8 (top),
FS6/30/27 (bottom)

JULIANNE PETITE

ITEM # 5709

CAP SIZE Petite

CAP DESIGN Lace Front / Single Monofilament / Hand Tied

LENGTHS B: 10.5" | C: 12.25" | S: 10" | N: 6.5"

COLOR AVAILABILITY 1B, 4, 6, 6/33, 6F27, 8/32, 8RH14, 10/26TT, 10RH16, 12/30BT, 14/26, 22F16, 24B22, 24BT18, 27MB, 60, 101F48T, 12FS8, 12FS12, 14/26S10, 22F16S8, 24BT18S8, 30A27S4, FS4/33/30A, FS6/30/27, FS17/101S18, FS24/102S12, FS26/31S6, FS27

JANUARY

SYNTHETIC

ITEM # 5400

CAP SIZE Average

CAP DESIGN Lace Front / Single Monofilament

LENGTHS B: 8.5" | C: 10" | S: 6.25" | N: 4.25"

COLOR SHOWN 1B/60

COLOR AVAILABILITY 1B, 1BRH30, 4, 4/27/30, 4/33, 6, 6/33, 6F27, 8/32, 8RH14, 10/26TT, 10RH16, 12/30BT, 14/26, 22F16, 24B22, 24BT18, 27T613F, 32F, 130/31, 39F38, 56F51, 60, 101F48T, 60S18, 12FS8, 12FS12, 14/26S10, 22F16S8, 24BT18S8, 27T613S8, 30A27S4, FS2V/31V, FS4/33/30A, FS6/30/27, FS17/101S18, FS24/102S12, FS26/31, FS26/31S6, FS27, FS36/56/60S4, FS60/PKS18, FS38/PLS8, FS60/BLS6, 39/51/60, 1B/60, 92



JANUARY PETITE

ITEM # 5715

CAP SIZE Petite

CAP DESIGN Lace Front / Single Monofilament

LENGTHS B: 8.25" | C: 10" | S: 6.25" | N: 4.25"

COLOR AVAILABILITY 1B, 4, 4/27/30, 4/33, 6, 6F27, 8/32, 8RH14, 10RH16, 22F16, 24BT18, 27MB, 39F38, 56F51, 12FS8, 12FS12, 14/26S10, 22F16S8, 24BT18S8, 30A27S4, FS2V/31V, FS4/33/30A, FS6/30/27, FS17/101S18, FS24/102S12, FS26/31S6, FS613/24B

JANUARY HAND-TIED

ITEM # 5714

CAP SIZE Average


CAP DESIGN Lace Front / Single Monofilament / Hand Tied

LENGTHS B: 8.5" | C: 10" | S: 6.5" | N: 4.25"

COLOR AVAILABILITY 1B, 1BRH30, 4, 4/27/30, 4/33, 6, 6/33, 6F27, 8/32, 8RH14, 10RH16, 10/26TT, 12/30BT, 22F16, 24B22, 24BT18, 27T613F, 32F, 39F38, 56F51, 101F48T, 12FS8, 12FS12, 14/26S10, 22F16S8, 24BT18S8, 30A27S4, FS2V/31V, FS4/33/30A, FS6/30/27, FS17/101S18, FS24/102S12, FS26/31, FS26/31S6, FS27

KYLA

SYNTHETIC



ITEM # 6016

CAP SIZE Average

CAP DESIGN Lace Front / Monofilament Part

LENGTHS B: 8.25" | C: 10.25" | S: 6.75" | N: 2.75"

COLOR AVAILABILITY 4, 6, 6F27, 8/32, 8RH14, 10RH16, 56F51, 60, 101F48T, FS6/30/27, 12FS8, 12FS12, FS17/101S18, 22F16S8, 24BT18S8, FS24/102S12

Kyla shown in 22F16S8 (top),
FS6/30/27 (bottom)

KRISTI

SYNTHETIC



Kristi shown in 101F48T (top),
FS4/33/30A (bottom)

ITEM # 5706

CAP SIZE Average

CAP DESIGN Lace Front / Single Monofilament / Hand Tied

LENGTHS B: 7.75" | C: 11.25" | S: 7.25" | N: 4.5"

COLOR AVAILABILITY 1, 1B, 1BRH30, 4, 4/27/30, 6, 6/33, 6F27, 8/32, 8RH14, 10/26TT, 10RH16, 12/30BT, 14/26, 22F16, 24B22, 24BT18, 27MB, 39F38, 56F51, 60, 101F48T, 12FS8, 12FS12, 14/26S10, 22F16S8, 24BT18S8, 27T613S8, 30A27S4, FS4/33/30A, FS6/30/27, FS17/101S18, FS24/102S12, FS26/31S6, FS27, FS613/24B, 39/51/60, 1B/60, 92

ELLE

SYNTHETIC



Elle shown in S2-103/18RO (top),
FS26/31 (bottom)

ITEM # 5382

CAP SIZE Average

CAP DESIGN Lace Front / Single Monofilament

LENGTHS B: 7.5" | C: 14" | S: 10" | N: 6.5"

COLOR AVAILABILITY 1, 1B, 1BRH30, 4, 4/27/30, 4/33, 6, 6/33, 6F27, 8/32, 8RH14, 10/26TT, 10RH16, 12/30BT, 14/26, 22F16, 24B22, 24BT18, 27MB, 27T613F, 32F, 39F38, 56F51, 60, 101F48T, 12FS8, 12SF12, 14/26S10, 22F16S8, 24BT18S8, 27T613S8, 30A27S4, FS17/101S18, FS24/102S12, FS26/31, FS27, FS613/24B, S2-103/18RO, S6-30A27RO, S4-28/32RO, S18-60/102RO, S8-18/26RO, S14-26/88RO, 39/51/60, 1B/60, 92

KRISTEN

SYNTHETIC



Kristen shown in 12FS8 (top),
FS26/31S6 (bottom)

ITEM # 5385

CAP SIZE Average

CAP DESIGN Lace Front / Open Cap

LENGTHS B: 7.5" | C: 10.5" | S: 7" | N: 3.5"

COLOR AVAILABILITY 1, 1B, 1BRH30, 4, 4/27/30, 4/33, 6, 6/33, 6F27, 8/32, 8RH14, 10/26TT, 10RH16, 12/30BT, 14/26, 22F16, 24B22, 24BT18, 27MB, 27T613F, 32F, 38, 39F38, 56F51, 60, 101F48T, 60S18, 12FS8, 12FS12, 14/26S10, 22F16S8, 24BT18S8, 27T613S8, 30A27S4, FS2V/31V, FS4/33/30A, FS6/30/27, FS17/101S18, FS24/102S12, FS26/31, FS26/31S6, FS27, FS613/24B, FS36/56/60S4, FS60/PKS18, FS38/PLS8, FS60/BLS6, 39/51/60, 1B/60, 92

MILA

SYNTHETIC

ITEM # 5399

CAP SIZE Average

CAP DESIGN Lace Front / Single Monofilament

LENGTHS B: 11" | C: 13" | S: 10" | N: 7"

COLOR AVAILABILITY 1B, 1BRH30, 4, 4/27/30, 4/33, 6, 6/33, 6F27, 8/32, 8RH14, 10RH16, 12/30BT, 22F16, 24B22, 24BT18, 27T613F, 27MB, 130/31, 60S18, 12FS8, 12FS12, 14/26S10, 22F16S8, 24BT18S8, 27T613S8, 30A27S4, FS4/33/30A, FS6/30/27, FS17/101S18, FS24/102S12, FS26/31, FS26/31S6, FS27, FS613/24B, FS36/56/60S4, FS60/PKS18, FS38/PLS8, FS60/BLS6, S2-103/18RO, S6-30A27RO, S4-28/32RO, S18-60/102RO, S8-18/26RO, S14-26/88RO



Mila shown in FS6/30/27 (top),
14/26S10 (bottom)

MILA PETITE

ITEM # 5404

CAP SIZE Petite

CAP DESIGN Lace Front / Single Monofilament

LENGTHS B: 11" | C: 13" | S: 11" | N: 7"

COLOR AVAILABILITY 1BRH30, 4, 4/27/30, 4/33, 6, 6/33, 6F27, 8/32, 8RH14, 10RH16, 22F16, 24B22, 24BT18, 27T613F, 12FS8, 14/26S10, 24BT18S8, 27T613S8, 30A27S4, FS6/30/27, FS26/31, FS26/31S6

CAMERON

SYNTHETIC

ITEM # 5980

CAP SIZE Average

CAP DESIGN Lace Front /

Single Monofilament / Hand Tied

LENGTHS B: 10" | C: 12" | S: 7.75" | N: 4.5"

COLOR AVAILABILITY 1B, 1BRH30, 4, 4/27/30, 4/33, 6, 6/33, 6F27, 8/32, 8RH14, 10/26TT, 10RH16, 12/30BT, 14/26, 22F16, 24B22, 24BT18, 27MB, 60S18, 12FS8, 12FS12, 14/26S10, 22F16S8, 24BT18S8, 27T613S8, 30A27S4, FS4/33/30A, FS6/30/27, FS17/101S18, FS24/102S12, FS26/31, FS26/31S6, FS27, FS36/56/60S4, FS36/56/60S4, FS60/PKS18, FS38/PLS8, FS60/BLS6

CAMERON PETITE

ITEM # 5710

CAP SIZE Petite

CAP DESIGN Lace Front /

Single Monofilament / Hand Tied

LENGTHS B: 10" | C: 12.25" | S: 8.5" | N: 4.25"

COLOR AVAILABILITY 1, 1B, 4, 4/27/30, 4/33, 6, 6F27, 8/32, 8RH14, 10/26TT, 10RH16, 14/26, 22F16, 24B22, 24BT18, 27MB, 27T613F, 32F, 12FS8, 12FS12, 14/26S10, 22F16S8, 24BT18S8, FS17/101S18, FS24/102S12, FS4/33/30A, FS6/30/27



Cameron shown in FS6/30/27 (top), FS24/102S12 (bottom)

CAMERON LARGE

ITEM # 5707

CAP SIZE Large

CAP DESIGN Lace Front / Single Monofilament / Hand Tied

LENGTHS B: 10.5" | C: 12" | S: 8.25" | N: 4.25"

COLOR AVAILABILITY 1B, 1BRH30, 4, 4/27/30, 4/33, 6, 6/33, 6F27, 8/32, 8RH14, 10RH16, 12/30BT, 14/26, 22F16, 24B22, 24BT18, 27MB, 12FS8, 12FS12, 14/26S10, 22F16S8, 24BT18S8, 30A27S4, FS17/101S18, FS24/102S12, FS26/31, FS27, FS2V/31V, FS4/33/30A, FS6/30/27, FS26/31S6

MADISON

SYNTHETIC



Madison shown in 4/33 (top),
FS24/102S12 (bottom)

ITEM # 5913

CAP SIZE Average

CAP DESIGN Lace Front / Single Monofilament

LENGTHS B: 11" | C: 11" | S: 8.5" | N: 7"

COLOR AVAILABILITY 1B, 1BRH30, 4, 4/33, 6, 6/33, 6F27, 8/32, 8RH14, 10RH16,
10/26TT, 14/26, 22F16, 24B22, 24BT18, 39F38, 56F51, 60, 101F48T, 12FS8, 12FS12,
14/26S10, 22F16S8, 24BT18S8, 27T613S8, 30A27S4, FS2V/31V, FS6/30/27, FS17/101/S18,
FS24/102S12, FS26/31

CLEMENTINE

SYNTHETIC



ITEM # 6014

CAP SIZE Average

CAP DESIGN Lace Front / Single Monofilament

LENGTHS B: 11.5" | C: 12.5" | S: 8.75" | N: 4.25"

COLOR AVAILABILITY 4, 6, 6/33, 6F27, 8RH14, 10RH16, 24BT18, 39F38, 56F51, 101F48T, 12FS8, 12FS12, 14/26S10, FS17/101S18, FS24/102S12

Clementine shown in FS17/101S18 (top),
6F27 (bottom)

HARPER

SYNTHETIC



ITEM # 6015

CAP SIZE Average

CAP DESIGN Lace Front / Single Monofilament

LENGTHS B: 7.25" | C: 13.75" | S: 10.25" | N: 6.5"

COLOR AVAILABILITY 4, 4/33, 6, 6/33, 6F27, 8/32, 8RH14, 56F51, 60, 101F48T, 12FS8, 12FS12, 14/26S10, FS17/10IS18, 24BT18S8

Harper shown in 4/33 (top),
12FS8 (bottom)

MIRANDA

SYNTHETIC



Miranda shown in S6-30A27RO (top),
FS24/102S12 (bottom)

ITEM # 5996

CAP SIZE Average

CAP DESIGN Lace Front / Single Monofilament Part

LENGTHS B: 10.25" | C: 12.5" | S: 11" | N: 12"

COLOR AVAILABILITY 1B, 1BRH30, 4, 4/27/30, 4/33, 6, 6/33, 6F27, 8/32, 8RH14, 10RH16, 12/30BT, 22F16, 24B22, 24BT18, 27MB, 27T613F, 32F, 60S18, 12FS8, 12FS12, 14/26S10, 22F16S8, 24BT18S8, 27T613S8, 30A27S4, FS17/101S18, FS24/102S12, FS26/31, FS27, FS613/24B, FS36/56/60S4, FS60/PKS18, FS38/PLS8, FS60/BLS6, S2-103/18RO, S6-30A27RO, S4-28/32RO, S18-60/102RO, S8-18/26RO, S14-26/88RO

ARIA

SYNTHETIC



ITEM # 5911

CAP SIZE Average

CAP DESIGN Lace Front / Single Monofilament / Hand Tied

LENGTHS B: 10.5" | C: 15.5" | S: 16" | N: 16"

COLOR AVAILABILITY 1B, 4, 4/33, 6, 6/33, 6F27, 8/30, 8RH14, 10RH16, 24BT18, 56F51, 60, 101F48T, 12FS8, 12FS12, 14/26S10, 22F16S8, 24BT18S8, 27T613S8, 30A27S4, FS4/33/30A, FS6/30/27, FS17/101S18, FS24/102/S12, FS26/31S6

Aria shown in 12FS8 (top),
FS6/30/27 (bottom)

HEIDI

SYNTHETIC



Heidi shown in S4-28/32RO (top),
14/26S10 (bottom)

ITEM # 5139

CAP SIZE Average

CAP DESIGN Lace Front / Single Monofilament

LENGTHS B: 7" | C: 15" | S: 10.5" | N: 9"

COLOR AVAILABILITY 1B, 1BRH30, 4, 4/27/30, 4/33, 6, 6/33, 6F27, 8/32, 8RH14, 10/26TT, 10RH16, 14/26, 22F16, 24B22, 24BT18, FS2V/31V, FS4/33/30A, FS6/30/27, 12FS8, 12FS12, 14/26S10, 24BT18S8, 27T613S8, 30A27S4, FS17/101S18, FS24/102S12, FS26/31, FS26/31S6, FS27, FS613/24B, S2-103/18RO, S6-30A27RO, S4-28/32RO, S18-60/102RO, S8-18/26RO, S14-26/88RO

ZARA

SYNTHETIC

ITEM # 5133

CAP SIZE Average

CAP DESIGN Lace Front / Single Monofilament

LENGTHS B: 11.5" | C: 17" | S: 16.5" | N: 15.5"

COLORS SHOWN 12FS12 (Left), S8-18/26RO (Right)

COLOR AVAILABILITY 1, 1B, 1BRH30, 4, 4/27/30, 6, 6/33, 6F27, 8/32, 8RH14, 10RH16, 12/30BT, 14/26, 24B22, 24BT18, 27MB, 27T613F, 32F, 130/31, 60S18, 12FS8, 12FS12, 14/26S10, 22F16S8, 24BT18S8, 27T613S8, 30A27S4, FS2V/31V, FS4/33/30A, FS6/30/27, FS10/16, FS12/24B, FS17/101S18, FS24/102S12, FS26/31, FS26/31S6, FS27, FS613/24B, FS36/56/60S4, FS60/PKS18, FS38/PLS8, FS60/BLS6, S2-103/18RO, S6-30A27RO, S4-28/32RO, S18-60/102RO, S8-18/26RO, S14-26/88RO



ZARA PETITE

ITEM # 5708

CAP SIZE Petite

CAP DESIGN Lace Front / Single Monofilament

LENGTHS B: 11.5" | C: 17" | S: 16.5" | N: 15.5"

COLORS AVAILABILITY 1B, 1BRH30, 4, 6, 6/33, 6F27, 8/32, 8RH14, 10RH16, 14/26, 24B22, 24BT18, 27T613F, 12FS8, 12FS12, 14/26S10, 22F16S8, 24BT18S8, 27T613S8, 30A27S4, FS2V/31V, FS4/33/30A, FS6/30/27, FS17/101S18, FS24/102S12, FS26/31, FS26/31S6, FS613/24B



ZARA LARGE

ITEM # 5151

CAP SIZE Large

CAP DESIGN Lace Front / Single Monofilament

LENGTHS B: 11.5" | C: 17" | S: 16.5" | N: 15.5"

COLORS AVAILABILITY 1B, 1BRH30, 4, 4/27/30, 6, 6/33, 6F27, 8/32, 8RH14, 10RH16, 24B22, 24BT18, 27T613F, 130/31, 12FS8, 12FS12, 14/26S10, 22F16S8, 24BT18S8, 27T613S8, FS12/24B, FS17/101S18, FS24/102S12, FS26/31

RACHEL

SYNTHETIC



Rachel shown in 12FS8 (top),
4/33 (bottom)

ITEM # 5984

CAP SIZE Average

CAP DESIGN Lace Front / Single Monofilament / Hand Tied

LENGTHS B: 7" | C: 15" | S: 15" | N: 10"

COLOR AVAILABILITY 1, 1B, 1BRH30, 4, 4/27/30, 4/33, 6, 6/33, 6F27, 8/32, 8RH14, 10RH16, 12/30BT, 14/26, 22F16, 24B22, 24BT18, 27T613F, 27MB, 32F, 60S18, 12FS8, 12FS12, 14/26S10, 22F16S8, 24BT18S8, 27T613S8, 30A27S4, FS2V/31V, FS4/33/30A, FS6/30/27, FS17/101S18, FS24/102S12, FS26/31, FS26/31S6, FS27, FS613/24B, FS36/56/60S4, FS60/PKS18, FS38/PLS8, FS60/BLS6, S2-103/18RO, S6-30A27RO, S4-28/32RO, S18-60/102RO, S8-18/26RO, S14-26/88RO

SARAH

SYNTHETIC

ITEM # 5705

CAP SIZE Average

CAP DESIGN Lace Front / Single
Monofilament / Hand Tied

LENGTHS B: 15" | C: 17" | S: 15.5" | N: 12.5"

COLOR AVAILABILITY 1, 1B, 4,
4/33, 6, 6/33, 6F27, 8/32, 8RH14,
10/26TT, 10RH16, 14/26, 22F16, 24B22,
24BT18, 27MB, 27T613F, 12FS8, 12FS12,
14/26S10, 22F16S8, 24BT18S8, 27T613S8,
30A27S4, FS4/33/30A, FS6/30/27,
FS17/10IS18, FS24/102S12, FS26/31,
FS26/31S6, FS613/24B, S2-103/18RO,
FS27, S6-30A27RO, S4-28/32RO,
S18-60/102RO, S8-18/26RO, S14-26/88R



SARAH LARGE

ITEM # 5718

CAP SIZE Large

CAP DESIGN Lace Front / Single Monofilament / Hand Tied

LENGTHS B: 14.5" | C: 16.5" | S: 15.5" | N: 13"

COLOR AVAILABILITY 1, 4, 6, 6/33, 6F27, 8/32, 8RH14, 10RH16, 12/30BT, 24B22,
24BT18, 27MB, 27T613F, 12FS8, 12FS12, 14/26S10, FS17/10IS18, 22F16S8, FS24/102S12,
FS26/31S6, 27T613S8, FS2V/31V, FS6/30/27, FS27, FS613/24B

Sarah shown in FS24/102S12 (top),
6F27 (bottom)

AMBER

SYNTHETIC

ITEM # 5160

CAP SIZE Average

CAP DESIGN Lace Front / Single Monofilament

LENGTHS B: 9" | C: 12" | S: 13.5" | N: 15.5"

COLOR AVAILABILITY 1, 1BRH30, 4, 4/27/30, 4/33, 6, 6/33, 6F27, 8/32, 8RH14, 10RH16, 12/30BT, 22F16, 24B22, 27MB, 27T613F, 32F, 12FS8, 12FS12, 14/26S10, 22F16S8, 24BT18S8, 27T613S8, 30A27S4, FS2V/31V, FS4/33/30A, FS6/30/27, FS17/101S18, FS24/102S12, FS26/31, FS26/31S6, FS27, FS613/24B, S2-103/18RO, S6-30A27RO, S4-28/32RO, S18-60/102RO, S8-18/26RO, S14-26/88RO



Amber shown in 14/26S10 (top),
6F27 (bottom)

AMBER LARGE

ITEM # 5155

CAP SIZE Large

CAP DESIGN Lace Front / Single Monofilament

LENGTHS B: 9" | C: 12" | S: 13.5" | N: 16"

COLOR AVAILABILITY 1BRH30, 4, 4/27/30, 4/33, 6, 6/33, 6F27, 8/32, 8RH14, 10RH16, 12/30BT, 14/26, 22F16, 24B22, 24BT18, 27MB, 32F, 12FS8, 14/26S10, 24BT18S8, 30A27S4, FS27

COURTNEY

SYNTHETIC



ITEM # 5381

CAP SIZE Average

CAP DESIGN Lace Front / Single Monofilament / Hand Tied

LENGTHS B: 10.5" | C: 10.75" | S: 11" | N: 13.5"

COLOR SHOWN 4133

COLOR AVAILABILITY 1B, 4, 4/33, 6, 6/33, 6F27, 8/32, 8RH14, 10RH16, 14/26, 22F16, 24B22, 24BT18, 38, 56F51, 60, 101F48T, FS6/30/27, 12FS8, 12FS12, 14/26S10, 22F16S8, 24BT18S8, 27T613S8, 30A27S4, FS17/101S18, FS24/102S12, FS26/31S6, S2-103/18RO, S6-30A27RO, S4-28/32RO, S18-60/102RO, S8-18/26RO, S14-26/88RO, 39/51/60, 1B/60, 92

AVERY

SYNTHETIC



ITEM # 5910

CAP SIZE Average

CAP DESIGN Lace Front / Single Monofilament

LENGTHS B: 15" | C: 19" | S: 20" | N: 20"

COLOR AVAILABILITY 1, 1B, 1BRH30, 4, 4/27/30, 6, 6/33, 6F27, 8/32, 8RH14, 10RH16, 24B22, 24BT18, 27T613F, 130/31, 12FS8, 12FS12, 14/26S10, 22F16S8, 24BT18S8, 27T613S8, FS4/33/30A, FS6/30/27, FS17/101S18, FS24/102S12, FS27, FS613/24B

Avery shown in 8RH14 (top),
FS17/101S18 (left)

ALESSANDRA

SYNTHETIC



Alessandra shown in 1BRH30 (top),
FS24/102S12 (bottom)

ITEM # 5982

CAP SIZE Average

CAP DESIGN Lace Front / Single Monofilament

LENGTHS 8.5" | 13.75" | 10.5" | 13.75"

COLOR AVAILABILITY 1, 1B, 1BRH30, 4, 4/33, 6, 6/33, 6F27, 8/32, 8RH14, 10RH16, 14/26, 22F16, 24B22, 24BT18, 27MB, 32F, 12FS8, 12FS12, 14/26S10, 22F16S8, 24BT18S8, 27T613S8, 30A27S4, FS2V/31V, FS4/33/30A, FS6/30/27, FS17/101S18, FS24/102S12, FS613/24B, S2-103/18RO, S6-30A27RO, S4-28/32RO, S18-60/102RO, S8-18/26RO, S14-26/88RO

KATHERINE

SYNTHETIC



ITEM # 5974

CAP SIZE Average

CAP DESIGN Lace Front/Open Cap

LENGTHS B: 15" | C: 12" | S: 11" | N: 10"

COLOR SHOWN 6F27

COLOR AVAILABILITY 1, 1B, 1BRH30, 4, 4/27/30, 6, 6/33, 6F27, 8/32, 8RH14, 10RH16, 12/30BT, 14/26, 24B22, 24BT18, 27MB, 27T613F, 12FS8, 14/26S10, 24BT18S8, 27T613S8, 30A27S4, FS26/31, FS27, FS613/24B


SMARTLACE[™] *Life*

HUMAN HAIR & SYNTHETIC

BESTSELLERS

Ready-to-wear straight out of the box, the SmartLace Lite collection features light hair-density wigs in a lightweight cap design. This innovative cap offers an ultra-natural-looking lace front that extends from ear to ear for the most realistic hairline and allows the wearer to pull the hair up into a ponytail, create off-the-face braids or clip it back for a sleek look! The silicone nape fits snug against the back of the head to prevent any shifting, and the polyurethane ear tabs are perfect for use with adhesive for those wanting extra security.

SCAN FOR FULL
SMARTLACE LITE COLLECTION



SIENNA LITE

REMY HUMAN HAIR



ITEM # 775 |775A

CAP SIZE Average

CAP DESIGN SmartLace Lite / Lace Front / Single Monofilament / Hand Tied

LENGTHS B: 8" | C: 14" | S: 13.5" | N: 11"

COLOR SHOWN 12FS8

COLOR AVAILABILITY 1B, 4, 4/27/30, 6F27, 8, 8/30, 12/30BT, 14/26, 14/88H, 24BRH18, FS4/33/30A, FS6/30/27, FS26/31, FS27 **RENAU EXCLUSIVE COLORS** 4RN, 8RN, 24B22RN, 12FS8, 12FS12, 22F16S8, 24BT18S8, FS17/101S18, FS24/102S12, 14/26S10, 27T613S8, 613/102S8, FS12/26RN, FS26/31S6

CARRIE LITE

REMY HUMAN HAIR



ITEM # 772 |772A

CAP SIZE Average

CAP DESIGN SmartLace Lite / Lace Front / Single Monofilament / Hand Tied

LENGTHS B: 10" | C: 10" | S: 9.5" | N: 7"

COLOR SHOWN 24BT18S8

COLOR AVAILABILITY 1B, 2, 4, 4/27/30, 6, 6/33, 6F27, 8, 8/30, 12/30BT, 14/26, 14/88H, 24BRH18, 32F, FS2V/31V, FS4/33/30A, FS6/30/27, FS26/31, FS27 **RENAU EXCLUSIVE COLORS** 4RN, 6RN, 8RN, 24B22RN, 12FS8, 12FS12, 14/26S10, 22F16S8, 24BT18S8, 27T613S8, 613/102S8, FS12/26RN, FS17/101S18, FS24/102S12, FS26/31S6

BLAKE LITE

REMY HUMAN HAIR



Blake Lite shown in 6RN (top left),
12FS8 (bottom left), FS17/101S18 (right)

ITEM # 773 | 773A

CAP SIZE Average

CAP DESIGN SmartLace Lite / Lace Front / Single Monofilament / Hand Tied

LENGTHS B: 15.5" | C: 18" | S: 17" | N: 16"

COLOR AVAILABILITY 1B, 2, 4, 4/27/30, 6, 6/33, 6F27, 8, 8/30, 12/30BT, 14/26, 14/88H,
24BRH18, FS4/33/30A, FS6/30/27, FS27 **RENAU EXCLUSIVE COLORS** 4RN, 6RN,
8RN, 24B22RN, 12FS8, 12FS12, 14/26S10, 22F16S8, 24BT18S8, 27T613S8, 613/102S8,
FS17/101S18, FS24/102S12



CAMERON LITE

SYNTHETIC

ITEM # 5853

CAP SIZE Average

CAP DESIGN SmartLace Lite / Lace

Front / Single Monofilament / Hand Tied

LENGTHS B: 10" | C: 12" | S: 8" | N: 4.5"

COLOR SHOWN 24BT18S8

COLOR AVAILABILITY 1B, 1BRH30, 4, 4/27/30, 4/33, 6, 6/33, 6F27, 8/32, 8RH14, 10RH16, 10/26TT, 12/30BT, 14/26, 22F16, 24B22, 24BT18, 27T613F, 27MB, 32F, 39F38, 56F51, 60, 101F48T, 12FS8, 12FS12, 14/26S10, 22F16S8, 24BT18S8, 30A27S4, FS4/33/30A, FS6/30/27, FS17/101S18, FS24/102S12, FS26/31, FS26/31S6, FS27, FS613/24B



CAMERON PETITE LITE

ITEM # 5857

CAP SIZE Petite

CAP DESIGN SmartLace Lite / Lace Front / Single Monofilament / Hand Tied

LENGTHS B: 8.5" | C: 11.5" | S: 8" | N: 4.5"

COLORS AVAILABILITY 1B, 1BRH30, 4, 4/33, 4/27/30, 6, 6/33, 6F27, 8/32, 8RH14, 10/26TT, 10RH16, 12/30BT, 14/26, 22F16, 24B22, 24BT18, 27T613F, 27MB, 32F, 39F38, 56F51, 60, 101F48T, 12FS8, 12FS12, 14/26S10, 22F16S8, 24BT18S8, 30A27S4, FS4/33/30A, FS6/30/27, FS17/101S18, FS24/102S12, FS26/31, FS26/31S6, FS27, FS613/24B

ZARA LITE

SYNTHETIC



Zara Lite shown in S8-18/26RO (top),
FS17/101S18 (bottom)

ITEM # 5855

CAP SIZE Average

CAP DESIGN SmartLace Lite / Lace Front / Single Monofilament / Hand Tied

LENGTHS B: 11.5" | C: 16.5" | S: 17" | N: 16"

COLOR AVAILABILITY 1, 1B, 1BRH30, 4, 4/27/30, 6, 6/33, 6F27, 8/32, 8RH14, 10RH16, 12/30BT, 14/26, 24B22, 24BT18, 27T613F, 27MB, 32F, 12FS8, 12FS12, 14/26S10, 22F16S8, 24BT18S8, 27T613S8, 30A27S4, FS2V/31V, FS4/33/30A, FS6/30/27, FS17/101S18, FS24/102S12, FS26/31, FS26/31S6, FS27, FS613/24B, S2-103/18RO, S6-30A27RO, S4-28/32RO, S18-60/102RO, S8-18/26RO, S14-26/88RO

JULIANNE LITE

SYNTHETIC

ITEM # 5854

CAP SIZE Average

CAP DESIGN SmartLace Lite / Lace

Front / Single Monofilament / Hand Tied

LENGTHS B: 10" | C: 12" | S: 9" | N: 6"

COLOR AVAILABILITY 1B, 1BRH30, 4, 4/27/30, 4/33, 6, 6/33, 6F27, 8/32, 8RH14, 10RH16, 12/30BT, 14/26, 22F16, 24B22, 24BT18, 27MB, 32F, 39F38, 56F51, 60, 101F48T, 12FS8, 12FS12, 14/26S10, 22F16S8, 24BT18S8, 27T613S8, 30A27S4, FS2V/31V, FS4/33/30A, FS6/30/27, FS17/101S18, FS24/102S12, FS26/31, FS26/31S6, FS27



Julianne Lite shown in FS4/33/30A (top), 14/26S10 (bottom)

JULIANNE PETITE LITE

ITEM # 5963

CAP SIZE Petite

CAP DESIGN SmartLace Lite / Lace Front / Single Monofilament / Hand Tied

LENGTHS B: 10" | C: 11.5" | S: 10.75" | N: 6"

COLOR AVAILABILITY 1B, 1BRH30, 4, 4/33, 4/27/30, 6, 6/33, 6F27, 8/32, 8RH14, 10RH16, 12/30BT, 14/26, 22F16, 24B22, 24BT18, 27T613F, 27MB, 32F, 39F38, 56F51, 60, 101F48T, 12FS8, 12FS12, 14/26S10, 22F16S8, 24BT18S8, 30A27S4, FS2V/31V, FS4/33/30A, FS6/30/27, FS17/101S18, FS24/102S12, FS26/31S6, FS27

RACHEL LITE

SYNTHETIC



ITEM # 5864

CAP SIZE Average

CAP DESIGN SmartLace Lite / Lace Front / Single Monofilament / Hand Tied

LENGTHS B: 7" | C: 15" | S: 14" | N: 10"

COLOR SHOWN S14-26/88RO

COLORS AVAILABILITY 1B, 1BRH30, 4, 4/33, 4/27/30, 6, 6/33, 6F27, 8/32, 8RH14, 10RH16, 12/30BT, 14/26, 22F16, 24B22, 24BT18, 27MB, 12FS8, 12FS12, 14/26S10, 22F16S8, 24BT18S8, 27T613S8, 30A27S4, FS2V/31V, FS4/33/30A, FS6/30/27, FS17/101S18, FS24/102S12, FS26/31, FS26/31S6, FS27, S2-103/18RO, S6-30A27RO, S4-28/32RO, S18-60/102RO, S8-18/26RO, S14-26/88RO

MIRANDA LITE

SYNTHETIC



ITEM # 5856

CAP SIZE Average

CAP DESIGN SmartLace Lite / Lace Front / Single Monofilament / Hand Tied

LENGTHS B: 10" | C: 12.5" | S: 10" | N: 12"

COLOR SHOWN 22F16S8

COLOR AVAILABILITY 1, 1B, 1BRH30, 4, 4/27/30, 6, 6/33, 6F27, 8/32, 8RH14, 10RH16, 12/30BT, 14/26, 24B22, 24BT18, 27T613F, 27MB, 32F, 12FS8, 12FS12, 14/26S10, 22F16S8, 24BT18S8, 27T613S8, 30A27S4, FS2V/31V, FS4/33/30A, FS6/30/27, FS17/101S18, FS24/102S12, FS26/31, FS26/31S6, FS27, FS613/24B, S2-103/18RO, S6-30A27RO, S4-28/32RO, S18-60/102RO, S8-18/26RO, S14-26/88RO

HEAT DEFIANT


COLLECTION

BESTSELLERS

The Jon Renau Heat Defiant Collection combines beauty with resilience and versatility. Our luxurious heat-resistant fiber can be styled day after day with a flat iron or curling iron, just like natural human hair. The fiber in this collection has style memory, so will hold whatever style is put into it, even through washing. Made to be life-proof, it won't lose its vibrancy and silky texture with frequent change — no standard synthetic hair comes close.

The Heat Defiant Collection's range of styles and colors keep pace with changing trends — and will help you start new ones.

SCAN FOR FULL
HEAT DEFIANT COLLECTION



IGNITE

HEAT RESISTANT SYNTHETIC

ITEM # 5142

CAP SIZE Average

CAP DESIGN Lace Front / Open Cap

LENGTHS B: 8" | C: 5.75" | S: 5.25" | N: 1.5"

COLORS SHOWN 22F16S8 (left), 8RH14 (right)

COLOR AVAILABILITY 1B, 1BRH30, 4, 4/27/30, 4/33, 6, 6/33, 6F27, 8/30, 8RH14, 10/26TT, 12/30BT, 14/26, 22F16, 24B22, 24BT18, 27T613, 32F, 38, 56F51, 60, 101F48T, 12FS8, 12FS12, 14/26S10, 22F16S8, 24BT18S8, 27T613S8, 30A27S4, FS2V/31V, FS4/33/30A, FS6/30/27, FS17/101S18, FS24/102S12, FS26/31, FS26/31S6, FS27, FS613/24B



IGNITE PETITE

ITEM # 5713

CAP SIZE Petite

CAP DESIGN Front Lace / Open Cap

LENGTHS B: 8" | C: 5.5" | S: 4.75" | N: 1.5"

COLORS AVAILABILITY 1B, 1BRH30, 4, 4/33, 6, 6/33, 6F27, 8/30, 8RH14, 10/26TT, 14/26, 22F16, 24B22, 24BT18, 32F, 39F38, 56F51, 60, 101F48T, 12FS8, 12FS12, 14/26S10, 22F16S8, 24BT18S8, 27T613S8, 30A27S4, FS2V/31V, FS4/33/30A, FS6/30/27, FS17/101S18, FS24/102S12, FS26/31, FS26/31S6

**IGNITE LARGE****ITEM #** 5712**CAP SIZE** Large**CAP DESIGN** Front Lace / Open Cap**LENGTHS** B: 8" | C: 5.75" | S: 5.25" | N: 1.5"

COLORS AVAILABILITY 1B, 1BRH30, 4, 4/33, 6, 6/33, 6F27, 8/30, 8RH14, 10/26TT, 14/26, 22F16, 24B22, 24BT18, 32F, 39F38, 56F51, 60, 101F48T, 12FS8, 12FS12, 14/26S10, 22F16S8, 24BT18S8, 27T613S8, 30A27S4, FS2V/31V, FS4/33/30A, FS6/30/27, FS17/101S18, FS24/102S12, FS26/31, FS26/31S6, FS27

HEAT

HEAT RESISTANT SYNTHETIC



Heat shown in FS4/33/30A (top),
6F27 (bottom)

ITEM # 5140

CAP SIZE Average

CAP DESIGN Lace Front / Open Cap

LENGTHS B: 4" | C: 7" | S: 5" | N: 4.5"

COLOR AVAILABILITY 1B, 4, 4/27/30, 4/33, 6, 6/33, 6F27, 8/30, 8RH14, 10/26TT, 12/30BT, 14/26, 22F16, 24B22, 24BT18, 27T613, 32F, 38, 56F51, 60, 101F48T, 12FS8, 14/26S10, 24BT18S8, 27T613S8, 30A27S4, FS4/33/30A, FS6/30/27, FS26/31, FS26/31S6, FS27, FS613/24B

EVE

HEAT RESISTANT SYNTHETIC



Eve shown in 12FS8 (top),
32F (bottom)

ITEM # 5703

CAP SIZE Average

CAP DESIGN Lace Front / Single Monofilament

LENGTHS B: 6.5" | C: 7" | S: 5.5"-7.25" | N: 2"

COLOR AVAILABILITY 1B, 1BRH30, 4, 4/27/30, 4/33, 6, 6/33, 6F27, 8/30, 8RH14, 10/26TT, 14/26, 22F16, 24B22, 24BT18, 32F, 39F38, 56F51, 60, 101F48T, 12FS8, 12FS12, 14/26S10, 22F16S8, 24BT18S8, 30A27S4, FS2V/31V, FS4/33/30A, FS6/30/27, FS17/101S18, FS24/102S12, FS26/31, FS26/31S6, FS27

ELIZABETH

HEAT RESISTANT SYNTHETIC



Elizabeth shown in 12FS8 (top),
FS26/31S6 (bottom)

ITEM # 5158

CAP SIZE Average

CAP DESIGN Lace Front / Single Monofilament / Hand Tied

LENGTHS B: 6" | C: 10" | S: 8.5" | N: 6"

COLOR AVAILABILITY 1B, 4, 4/27/30, 6, 6/33, 6F27, 8/30, 8RH14, 10/26TT, 12/30BT, 14/26, 22F16, 24B22, 24BT18F, 56F51, 60, 101F48T, 12FS8, 12FS12, 14/26S10, 22F16S8, 24BT18S8, 30A27S4, FS4/33/30A, FS17/101S18, FS24/102S12, FS26/31, FS26/31S6, FS27, FS613/24B

NAOMI

HEAT RESISTANT SYNTHETIC



ITEM # 5383

CAP SIZE Average

CAP DESIGN Lace Front / Single Monofilament

LENGTHS B: 5.75" | C: 7" | S: 5.25" | N: 4.25"

COLOR SHOWN 22F16S8

COLOR AVAILABILITY 1B, 6, 6/33, 6F27, 8/30, 8RH14, 10/26TT, 14/26, 22F16, 24B22, 24BT18, 32F, 38, 56F51, 60, 101F48T, 12FS8, 12FS12, 22F16S8, 14/26S10, 24BT18S8, 27T613S8, 30A27S4, FS17/101S18, FS26/31, FS27, FS613/24B

DREW

HEAT RESISTANT SYNTHETIC



ITEM # 5960

CAP SIZE Average

CAP DESIGN Lace Front / Single Monofilament

LENGTHS B: 10.5" | C: 11" | S: 8" | N: 9.25"

COLORS SHOWN FS6/30/27 (left), 12FS12 (right)

COLOR AVAILABILITY 1B, 1BRH30, 4, 4/27/30, 4/33, 6, 6/33, 6F27, 8/30, 8RH14, 10/26TT, 12/30BT, 14/26, 22F16, 24B22, 24BT18, 32F, 12FS8, 12FS12, 14/26S10, 22F16S8, 24BT18S8, 27T613S8, 30A27S4, FS2V/31V, FS4/33/30A, FS6/30/27, FS17/101S18, FS24/102S12, FS26/31, FS26/31S6, FS27, FS613/24B



HAUTE

HEAT RESISTANT SYNTHETIC



Haute shown in 6F27 (top),
14/26 (bottom)

ITEM # 5147

CAP SIZE Average

CAP DESIGN Lace Front / Single Monofilament Part

LENGTHS B: 11.5" | C: 12" | S: 8" | N: 4"


COLOR AVAILABILITY 1B, 1BRH30, 4, 4/27/30, 4/33, 6, 6/33, 6F27, 8/30, 8RH14, 10/26TT, 12/30BT, 14/26, 22F16, 24B22, 24BT18, 27T613, 32F, 12FS8, 12FS12, 14/26S10, 22F16S8, 24BT18S8, 27T613S8, 30A27S4, FS2V/31V, FS4/33/30A, FS6/30/27, FS17/101S18, FS24/102S12, FS26/31, FS26/31S6, FS27, FS613/24B

JON RENAU

FEATURED STYLES

We are committed to designing human hair and synthetic hairstyles that not only look exceptional but are comfortable and stand the test of time. Our diverse range of natural looking human hair and synthetic styles include everything from classic elegance to bold and contemporary designs. Celebrated throughout the industry for our broad color section and attention to detail, we strive to provide the finest quality, the best value and the highest customer satisfaction. Explore more of our customers' favorite styles and visit JonRenau.com to view all of our collections.

SCAN FOR MORE
BESTSELLING WIGS



JAZZ

SYNTHETIC



Jazz shown in 12FS12 (top left),
12FS8 (bottom left), 6F27 (right)

ITEM # 5361

CAP SIZE Average

CAP DESIGN Open Cap

LENGTHS B: 4" | C: 5" | S: 3.25" | N: 2"

COLOR SHOWN 12FS12

COLOR AVAILABILITY 2, 4, 4/33, 4F, 6, 6/33, 6F27, 6H12, 8, 8/30, 8/32, 8F16, 8H14, 10, 10/22TT, 10/26TT, 10H16, 12, 12/30BT, 14/24, 16/22, 18/22, 22F16, 24B22, 24BT18F, 27, 27MBF, 27F613, 27T613F, 32BF, 32F, 130/4, 130/31, 34, 38, 39F38, 51F44, 56F51, 60, 92, 101F48T, 10/26TTS4, 12FS8, 12FS12, 22F16S8, 24BT18S8, 27T613S8, 30A27S4, 102S8, 131T4S4, FS10, FS10/16, FS12/24B, FS17/101S18, FS24/102S12, FS24/32, FS26/31, FS27, FS613/24B, 39/51/60, 1B/60



JAZZ PETITE

ITEM # 5362

CAP SIZE Petite

CAP DESIGN Open Cap

LENGTHS B: 4" | C: 4.5" | S: 3" | N: 2.5

COLORS AVAILABILITY 2, 4, 4F, 6, 6/33, 6F27, 6H12, 8, 8/30, 8/32, 8H14, 10, 10/22TT, 10/26TT, 10H16, 12, 12/30BT, 14/24, 16/22, 18/22, 22F16, 24B22, 24BT18F, 27, 27F613, 27T613F, 27MBF, 32BF, 32F, 130/31, 34, 38, 39F38, 51F44, 56F51, 60, 92, 101F48T, 12FS8, 12FS12, 22F16S8, FS17/101S18, FS24/102S12, 39/51/60, 1B/60

MONO JAZZ

ITEM # 5376

CAP SIZE Average

CAP DESIGN Double Monofilament

LENGTHS B: 4" | C: 5" | S: 3" | N: 2.25"

COLORS AVAILABILITY 4, 4/33, 6, 6/33, 6F27, 8/32, 8F16, 8H14, 10/22TT, 10/26TT, 10H16, 12/30BT, 14/24, 16/22, 22F16, 24B22, 24BT18F, 27T613F, 130/31, 39F38, 51F44, 56F51, 60, 101F48T, 10/26TTS4, 12FS8, 12FS12, 22F16S8, 24BT18S8, 30A27S4, 32F102S4, FS10/16, FS12/24B, FS17/101S18, FS24/102S12, FS26/31, FS27, 39/51/60, 1B/60

ALLURE

SYNTHETIC

ITEM # 5350

CAP SIZE Average **CAP DESIGN** Traditional

LENGTHS B: 3.75" | C: 4.5" | S: 3" | N: 2"

COLORS SHOWN 56F51 (left), 12FS8 (right)

COLOR AVAILABILITY 1B, 2, 4, 4F, 6, 6/33, 6H12, 8, 8/30, 8/32, 8H14, 10, 10/22TT, 10/26TT, 10H16, 12, 12/30BT, 14, 14/24, 14/26, 16/22, 17/101, 18/22, 22, 22F16, 24B22, 24B613, 24BT18, 24BT18F, 24B/27C, 27, 27MBF, 27F613, 27T613F, 27T33B, 30A, 32BF, 32F, 33, 130/28, 130/31, 131T4, 34, 38, 39F38, 44, 48, 51, 51F44, 54, 54F48, 56, 56F51, 59, 60, 92, 101F48T, 104F24B, 613F16, 10/26TTS4, 12FS8, 12FS12, 22F16S8, 24BT18S8, 27T613S8, 30A27S4, 102S8, 131T4S4, FS10, FS10/16, FS12/24B, FS17/101S18, FS24/102S12, FS24/32, FS26/31, FS27, FS613/24B, 39/51/60, 1B/60



ALLURE PETITE

ITEM # 5357

CAP SIZE Petite **CAP DESIGN** Traditional

LENGTHS B: 3.75" | C: 4.5" | S: 3" | N: 2"

COLORS AVAILABILITY 2, 4, 6, 6/33, 6H12, 8, 8/30, 8/32, 8H14, 10, 10/22TT, 10/26TT, 10H16, 12, 12/30BT, 14, 14/24, 14/26, 16/22, 18/22, 22F16, 24B/27C, 24B22, 24BT18, 24BT18F, 27, 27MBF, 27F613, 27T613F, 30A, 32F, 130/28, 130/31, 131T4, 34, 38, 39F38, 44, 48, 51, 51F44, 54, 54F48, 56, 56F51, 59, 60, 92, 101F48T, 104F24B, 613F16, 10/26TTS4, 12FS8, 12FS12, 22F16S8, 24BT18S8, 27T613S8, 30A27S4, 102S8, 131T4S4, FS10, FS10/16, FS12/24B, FS17/101S18, FS24/102S12, FS24/32, FS26/31, FS27, FS613/24B

ALLURE MONO

ITEM # 5370

CAP SIZE Average

CAP DESIGN Double Monofilament

LENGTHS B: 4" | C: 4.75" | S: 3" | N: 1.5"

COLORS AVAILABILITY 4, 6, 6/33, 8, 8/30, 8/32, 8RH14, 10, 10/26TT, 10RH16, 12/30BT, 14/24, 16/22, 22F16, 24B22, 24BT18, 27F613, 27T613F, 27MBF, 30A, 32BF, 38, 39F38, 44, 51, 51F44, 56, 56F51, 60, 92, 101F48T, 10/26TTS4, 12FS8, 12FS12, 22F16S8, 24BT18S8, 27T613S8, 30A27S4, 102S8, 131T4S4, FS10/16, FS12/24B, FS17/101S18, FS24/102S12



ALLURE LARGE

ITEM # 5366

CAP SIZE Large **CAP DESIGN** Traditional

LENGTHS B: 3.75" | C: 4.5" | S: 3" | N: 2"

COLOR AVAILABILITY 4, 6, 6/33, 6H12, 8, 8/30, 8H14, 10/26TT, 10H16, 12/30BT, 14/24, 14/26, 16/22, 18/22, 22F16, 24B22, 24BT18, 24BT18F, 27, 27MBF, 27F613, 27T613F, 30A, 32F, 130/31, 38, 39F38, 44, 48, 51, 51F44, 54, 56, 56F51, 60, 92, 101F48T, 10/26TTS4, 12FS8, 24BT18S8, 27T613S8, 30A27S4, 102S8, 131T4S4, FS10, FS10/16, FS12/24B, FS24/32, FS26/31, FS27, FS613/24B

MONO SIMPLICITY

SYNTHETIC



ITEM # 5131

CAP SIZE Average

CAP DESIGN Double Monofilament

LENGTHS B: 3.5" | C: 4.25" | S: 2.5" | N: 2"

COLOR SHOWN FS17/101S18

COLOR AVAILABILITY 2, 4, 4/33, 6, 6/33, 6RH12, 8, 8/30, 8F16, 8RH14, 10, 10/22TT, 10/26TT, 10RH16, 12, 12/30BT, 14/24, 16/22, 18/22, 24B22, 24BT18, 27T613F, 27MBF, 30A, 32BF, 33, 34, 38, 39F38, 44, 48, 51, 51F44, 54, 56, 56F51, 59, 60, 92, 101F48T, 12SF8, 12FS12, 22F16S8, FS17/101S18, FS24/102S12, FS24/32, FS26/31, FS27, FS613/24B, 39/51/60, 1B/60, 92

JESSICA

SYNTHETIC



ITEM # 5127

CAP SIZE Average

CAP DESIGN Traditional

LENGTHS B: 4" | C: 8.75" | S: 9.25" | N: 9"

COLOR SHOWN 22F16S8

COLOR AVAILABILITY 2, 4/33, 6, 6/33, 6/27TT, 8/30, 8RH14, 10RH16, 12/30BT, 14/24, 16/22, 24B22, 24BT18, 27, 27MBF, 27T613F, 30A, 32BF, 33, 130/4, 10/26TTS4, 12FS8, 12FS12, 22F16S8, 24BT18S8, 27T613S8, 30A27S4, 131T4S4, FS10, FS10/16, FS12/24B, FS17/101S18, FS24/102S12, FS24/32, FS26/31, FS27, FS613/24B

CAMILLA

SYNTHETIC



Camilla shown in 27T613S8 (top),
S2-103/18RO (bottom)

ITEM # 5401

CAP SIZE Average

CAP DESIGN Double Monofilament / Hand Tied

LENGTHS B: 5.5" | C: 18" | S: 15" | N: 12"


COLOR AVAILABILITY 1, 1B, 1BRH30, 4, 4/27/30, 4/33, 6, 6/33, 6F27, 8/32, 8RH14, 10/26TT, 10RH16, 12/30BT, 14/26, 22F16, 24B22, 24BT18, 27MB, 27T613F, 32F, 12FS8, 12FS12, 14/26S10, 22F16S8, 24BT18S8, 27T613S8, 30A27S4, FS2V/31V, FS4/33/30A, FS6/30/27, FS17/101S18, FS24/102S12, FS26/31, FS26/31S6, FS27, FS613/24B, S2-103/18RO, S6-30A27RO, S4-28/32RO, S18-60/102RO, S8-18/26RO, S14-26/88RO

TOPPER COLLECTION

BESTSELLERS

Losing hair is never easy, but you don't have to lose your style with it. For women at all stages of hair loss, beginning to mid-progressive to advanced, the Jon Renau Topper Collection offers designs that integrate with natural hair at different areas of concern — the crown, the front, the part, or full top coverage, to name some options. Toppers made from human hair, synthetic and Heat Defiant heat resistant fiber make it possible for every woman to find her perfect texture, color, length and coverage. No matter what your look is or the style you want, a topper is a simple, natural looking way to restore volume to fine, thin hair.

SCAN FOR FULL
TOPPER COLLECTION



EASIPART

BEGINNING STAGE

BEFORE



REMY HUMAN HAIR

LENGTHS 8" | 12" | 18"

ITEM # 742/742A (8") | 724/724A (12") | 734/734A (18")

BASE SIZE 2.75" x 5"

BASE DESIGN Single Monofilament with
PU Perimeter

COLOR SHOWN 12FS8

COLOR AVAILABILITY 1B, 2, 4, 4/27/30, 4/33,
6, 6/33, 6F27, 8, 8/30, 10H24B, 12/30BT, 14/24,
22MB, 27B, 27MB, 31/26, 33, FS2V/31V, FS4/33/30A,
FS6/30/27 **RENAU EXCLUSIVE COLORS** 4RN,
6RN, 8RN, 613RN, 12FS8, 14/26S10, 24B613S12,
24B18S8, 24B/27CS10, FS26/31S6, 12FS12, 22F16S8,
FS17/101S18, FS24/102S12

HEAT RESISTANT SYNTHETIC

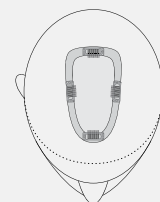
LENGTHS 8" | 12" | 18"

ITEM # 365 (8") | 356 (12") | 360 (18")

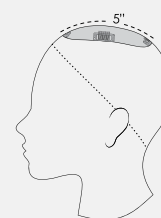
BASE SIZE 2.75" x 5"

BASE DESIGN Single Monofilament with
PU Perimeter

COLOR AVAILABILITY 1B, 4, 4/33, 6, 6/33, 6F27,
8, 8/30, 10H24B, 12/30BT, 14/24, 22MB, 27B,
27MB, 31/26, 33, 38, 56/51, 60, 101/48T, 613, 12FS8,
12FS12, 14/26S10, 22F16S8, 24B613S12, 24B18S8,
24B/27CS10, FS2V/31V, FS4/33/30A, FS6/30/27,
FS17/101S18, FS24/102S12, FS26/31S6





PLACEMENT




COVERAGE

EASIPART FRENCH




UNDETECTABLE KNOTTING

Most natural looking part



TRADITIONAL



FRENCH DRAWN

REMY HUMAN HAIR

LENGTHS 8" | 12" | 18"

ITEM # 739/739A (8") | 740/740A (12") | 741/741A (18")

BASE SIZE 2.75" x 5"

BASE DESIGN French Drawn Top with PU Perimeter

COLOR SHOWN FS6/30/27

COLOR AVAILABILITY 1B, 2, 4, 4/27/30, 4/33, 6, 6/33, 6F27, 8, 8/30, 10H24B, 12/30BT, 14/24, 22MB, 27B, 27MB, 31/26, 33, FS2V/31V, FS4/33/30A, FS6/30/27 **RENAU EXCLUSIVE**

COLORS 4RN, 6RN, 8RN, 613RN, 12FS8, 14/26S10, 24B613S12, 24B18S8, 24B/27CS10, FS26/31S6

EASIPART XL

BEGINNING STAGE

BEFORE



REMY HUMAN HAIR

LENGTHS 8" | 12" | 18"

ITEM # 755/755A (8") | 733/733A (12") | 735/735A (18")

BASE SIZE 3-5.75" x 6"

BASE DESIGN Single Monofilament with
PU Perimeter

COLOR SHOWN 12FS8

COLOR AVAILABILITY 1B, 2, 4, 4/27/30, 4/33, 6,
6/33, 6F27, 8, 8/30, 10H24B, 12/30BT, 14/24, 22MB,
27B, 27MB, 31/26, 33, FS2V/31V, FS4/33/30A,
FS6/30/27 **RENAU EXCLUSIVE COLORS** 4RN,
6RN, 8RN, 613RN, 12FS8, 14/26S10, 24B613S12,
24B18S8, 24B/27CS10, FS26/31S6, 12FS12, 22F16S8,
FS24/102S12, FS17/101S18

HEAT RESISTANT SYNTHETIC

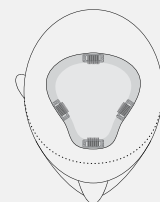
LENGTHS 8" | 12" | 18"

ITEM # 366 (8") | 359 (12") | 358 (18")

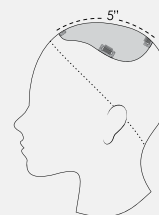
BASE SIZE 3-5.75" x 5.75"

BASE DESIGN Single Monofilament with
PU Perimeter

COLOR AVAILABILITY 1B, 4, 4/33, 6, 6/33, 6F27,
8, 8/30, 10H24B, 12/30BT, 14/24, 22MB, 27B,
27MB, 31/26, 33, 38, 56/51, 60, 101/48T, 613, 12FS8,
12FS12, 14/26S10, 22F16S8, 24B613S12, 24B18S8,
24B/27CS10, FS2V/31V, FS4/33/30A, FS6/30/27,
FS17/101S18, FS24/102S12, FS26/31S6



PLACEMENT



COVERAGE


EASIPART XL FRENCH

BEFORE




UNDETECTABLE KNOTTING

Most natural looking part



TRADITIONAL



FRENCH DRAWN

REMY HUMAN HAIR

LENGTHS 8" | 12" | 18"

ITEM # 752/752A (8") | 753/753A (12") | 754/754A (18")

BASE SIZE 3-5.75" x 6"

BASE DESIGN French Drawn Top with PU Perimeter

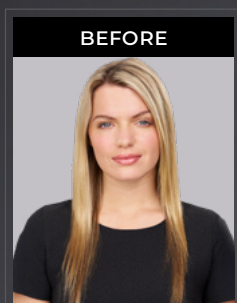
COLOR SHOWN FS6/30/27

COLOR AVAILABILITY 1B, 2, 4, 4/27/30, 4/33, 6, 6/33, 6F27, 8, 8/30, 10H24B, 12/30BT, 14/24, 22MB, 27B, 27MB, 31/26, 33, FS2V/31V, FS4/33/30A, FS6/30/27

RENAU EXCLUSIVE COLORS 4RN, 6RN, 8RN, 613RN, 12FS8, 14/26S10, 24B613S12, 24B18S8, 24B/27CS10, FS26/31S6

EASIPART MEDIUM

BEGINNING STAGE



REMY HUMAN HAIR

LENGTHS 12" | 18"

ITEM # 818/818A (12") | 819/819A (18")

BASE SIZE 4" x 5.5"

BASE DESIGN Single Monofilament with
PU Perimeter

COLOR SHOWN 12FS8

COLOR AVAILABILITY 1B, 2, 4, 6, 8, 12FS8, 12FS12,
14/24, 24B18S8, 10H24B, FS6/30/27, FS17/101S18

HEAT RESISTANT SYNTHETIC

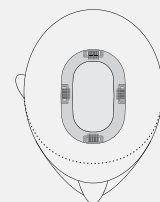
LENGTHS 12" | 18"

ITEM # 388 (12") | 389 (18")

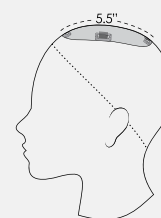
BASE SIZE 4" x 5.5"

BASE DESIGN Single Monofilament with PU
Perimeter

COLOR AVAILABILITY 1B, 4, 4/33, 6, 6/33, 6F27,
8, 8/30, 10H24B, 12/30BT, 14/24, 22MB, 27B,
27MB, 31/26, 33, 613, 38, 56/51, 60, 101/48T, 12FS8,
12FS12, 14/26S10, 22F16S8, 24B613S12, 24B18S8,
24B/27CS10, FS4/33/30A, FS6/30/27, FS17/101S18,
FS24/102S12, FS26/31S6




PLACEMENT



COVERAGE

EASIPART T

MID/PROGRESSIVE STAGE



REMY HUMAN HAIR

LENGTHS 12" | 18"

ITEM # 820/820A (12") | 821/821A (18")

BASE SIZE 3"-7.25" x 6.75"

BASE DESIGN Single Monofilament with
PU Perimeter

COLOR SHOWN 6

COLOR AVAILABILITY 1B, 2, 4, 6, 8, 12FS8, 12FS12,
14/24, 24B18S8, 10H24B, FS6/30/27, FS17/101S18

HEAT RESISTANT SYNTHETIC

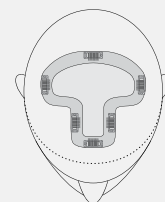
LENGTHS 12" | 18"

ITEM # 390 (12") | 391 (18")

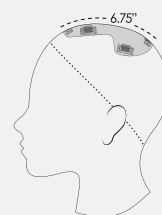
BASE SIZE 3"-7.25" x 6.75"

BASE DESIGN Single Monofilament with
PU Perimeter

COLOR AVAILABILITY 1B, 4, 4/33, 6, 6/33, 6F27,
8, 8/30, 10H24B, 12/30BT, 14/24, 22MB, 27B,
27MB, 31/26, 33, 613, 38, 56/51, 60, 101/48T, 12FS8,
12FS12, 14/26S10, 22F16S8, 24B613S12, 24B18S8,
24B/27CS10, FS4/33/30A, FS6/30/27, FS17/101S18,
FS24/102S12, FS26/31S6



PLACEMENT



COVERAGE

TOP FORM

MID/PROGRESSIVE STAGE

BEFORE



REMY HUMAN HAIR

LENGTHS 6"-8" | 12" | 18"

ITEM # 743 (6"-8") | 728/728A (12") | 727/727A (18")

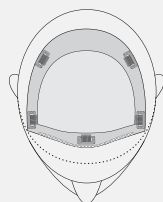
BASE SIZE 6.5" x 6.5"

BASE DESIGN Double Monofilament with PU Perimeter

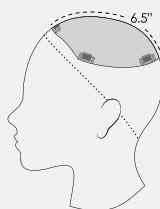
COLOR SHOWN 12FS8

COLOR AVAILABILITY IN 1B, 2, 4/27/30, 4/33, 6/33, 8/30, 10H24B, 12/30BT, 14/24, 22MB, 27B, 31/26, 33, FS2V/31V, FS4/33/30A, FS6/30/27

RENAU EXCLUSIVE COLORS 4RN, 6RN, 8RN, 613RN, 12FS8, 14/26S10, 24B613S12, 24B18S8, 24B/27CS10, 27T613S8, FS26/31S6, 12FS12, 22F16S8, FS24/102S12, FS17/101S18



PLACEMENT



COVERAGE


TOP FORM FRENCH

BEFORE




UNDETECTABLE KNOTTING

Most natural looking part



TRADITIONAL



FRENCH DRAWN

REMY HUMAN HAIR

LENGTHS 12" | 18"

ITEM # 756/756A (12") | 757/757A (18")

BASE SIZE 6.5" x 6.5"

BASE DESIGN French Drawn Top with PU Perimeter

COLOR SHOWN FS6/30/27

COLOR AVAILABILITY 1B, 2, 4/27/30, 4/33, 6/33, 8/30, 10H24B, 12/30BT, 14/24, 22MB, 27B, 31/26, 33, FS2V/31V, FS4/33/30A, FS6/30/27 **RENAU EXCLUSIVE COLORS**

4RN, 6RN, 8RN, 613RN, 12FS8, 14/26S10, 24B613S12, 24B18S8, 24B/27CS10, 27T613S8, FS26/31S6

TOP SMART

ADVANCED STAGE

BEFORE



REMY HUMAN HAIR

LENGTHS 12" | 18" **COLOR SHOWN** 12FS8

ITEM # 770/770A (12") | 771/771A (18")

BASE SIZE 9" x 9"

BASE DESIGN Lace Front / Single Monofilament

COLOR AVAILABILITY 1B, 2, 4, 6, 6/33, 6F27, 8, 8/30, 8RH14, 10, 10H16, 12, 12/30BT, 14/24, 22MB, 27B, 31/26, 33, FS2V/31V, FS4/33/30A, FS6/30/27 **RENAU EXCLUSIVE**

COLORS 4RN, 6RN, 8RN, 613RN, 12FS8, 14/26S10, 24B18S8, 24B613S12, 27T613S8, FS26/31S6, 12FS12, FS24/102S12, FS17/10S18, 22F16S8



SYNTHETIC

LENGTHS 12" | 18"

ITEM # 6000 (12") | 6001 (18")

BASE SIZE 9" x 9"

BASE DESIGN Lace Front / Single Monofilament

COLOR AVAILABILITY 1B, 4, 6, 6/33, 6F27, 8, 8/30, 8RH14, 10, 10H16, 12, 12/30BT, 14/26, 16/22, 22MB, 24B22, 24B/27C, 24B18, 38, 56/51, 60, 101/48T, 12FS8, 12FS12, 14/26S10, 22F16S8, 24B18S8, FS2V/31V, FS4/33/30A, FS6/30/27, FS17/10S18, FS24/102S12, FS26/31, FS26/31S6, FS27

SYNTHETIC WAVY

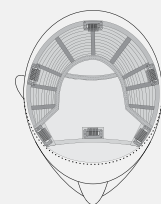
LENGTHS 12" | 18"

ITEM # 5716 (12") | 5717 (18")

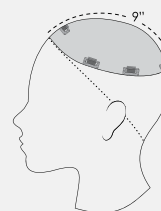
BASE SIZE 9" x 9"

BASE DESIGN Lace Front / Single Monofilament

COLOR AVAILABILITY 1B, 4, 6, 6/33, 6F27, 8, 8/30, 8RH14, 10, 10H16, 12, 12/30BT, 14/26, 16/22, 22MB, 24B22, 24B/27C, 24B18, 12FS8, 12FS12, 14/26S10, 22F16S8, 24B18S8, FS2V/31V, FS4/33/30A, FS6/30/27, FS17/10S18, FS24/102S12, FS26/31, FS26/31S6, FS27, 38, 56/51, 101/48T, 60




PLACEMENT



COVERAGE

TOP STYLE

ADVANCED STAGE



REMY HUMAN HAIR

LENGTHS 12" | 18"

ITEM # 5988 / 5988A (12") | 5990 / 5990A (18")

BASE SIZE 8.5" x 9"

BASE DESIGN Double Monofilament / Wefted

COLOR SHOWN 6F27

COLOR AVAILABILITY 1B, 2, 4/27/30, 4/33, 6/33, 8/30, 10H24B, 12/30BT, 14/24, 22MB, 27B, 31/26, 33, FS2V/31V, FS4/33/30A, FS6/30/27.

RENAU EXCLUSIVE COLORS 4RN, 6RN, 8RN, 613RN, 12FS8, 14/26S10, 24B613S12, 24B18S8, 24B/27CS10, 27T613S8, FS26/31S6, 12FS12, 22F16S8, FS24/102S12, FS17/101S18

SYNTHETIC

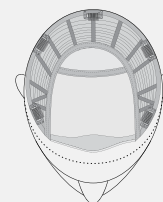
LENGTHS 12" | 18"

ITEM # 5991 (12") | 5989 (18")

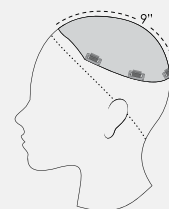
BASE SIZE 8.5" x 9"

BASE DESIGN Double Monofilament / Wefted

COLOR AVAILABILITY 1B, 4, 6, 6/33, 6F27, 8, 8/30, 10, 10H16, 12, 12/30BT, 14/26, 16/22, 22MB, 24B/27C, 24B22, 24BT18, 38, 56/51, 60, 12FS8, 12FS12, 14/26S10, 22F16S8, 24BT18S8, FS2V/31V, FS4/33/30A, FS6/30/27, FS17/101S18, FS24/102S12, FS26/31, FS26/31S6, FS27



PLACEMENT



COVERAGE

TOP FULL

ADVANCED STAGE

BEFORE



REMY HUMAN HAIR

LENGTHS 12" | 18"

ITEM # 744/744A (12") | 745/745A (18")

BASE SIZE 11.5" x 11"

BASE DESIGN Double Monofilament / Hand Tied

COLOR SHOWN 6

COLOR AVAILABILITY 1B, 2, 4/27/30, 4/33, 6/33, 8/30, 10H24B, 12/30BT, 14/24, 22MB, 27B, 31/26, 33, FS2V/31V, FS4/33/30A, FS6/30/27

RENAU EXCLUSIVE COLORS 4RN, 6RN, 8RN, 613RN, 12FS8, 14/26S10, 24B613S12, 24B18S8, 24B/27CS10, 27T613S8, FS26/31S6

SYNTHETIC

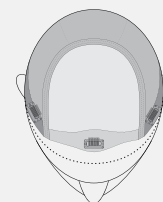
LENGTHS 12" | 18"

ITEM # 367 (12") | 368 (18")

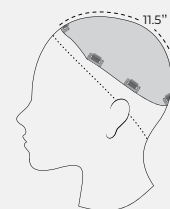
BASE SIZE 11.5" x 11"

BASE DESIGN Double Monofilament / Hand Tied

COLOR AVAILABILITY 1B, 4, 6, 6/33, 6F27, 8, 8/30, 10, 10H16, 12, 12/30BT, 14/26, 16/22, 22MB, 24B22, 24B/27C, 24B18, 38, 56/51, 60, 101/48T, 12FS8, 12FS12, 14/26S10, 22F16S8, 24B18S8, FS2V/31V, FS4/33/30A, FS6/30/27, FS17/101S18, FS24/102S12, FS26/31, FS26/31S6, FS27





PLACEMENT



COVERAGE

ESSENTIALLY YOU

MID/PROGRESSIVE STAGE



BEFORE



HEAT RESISTANT SYNTHETIC

LENGTHS 8"- 8.5"

ITEM # 6009

BASE SIZE 6.75" x 6.5"

BASE DESIGN Double Monofilament / Wefted

COLOR SHOWN 12FS8

COLOR AVAILABILITY 4, 6, 6/33, 8, 10H16, 12/30BT, 16/22, 39, 44, 51, 56, 59, 60, FS6/30/27, 12FS8, 12FS12, 14/26S10, FS17/101S18, 22F16S8, 24B18S8

SYNTHETIC

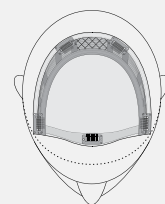
LENGTHS 6"- 8"

ITEM # 700

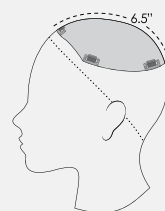
BASE SIZE 6.75" x 6.5"

BASE DESIGN Double Monofilament / Wefted

COLOR AVAILABILITY 1B, 2, 4, 6, 6/33, 8, 8/30, 10, 10H16, 12, 12/30BT, 14, 14/26, 16/22, 22MB, 24B22, 24B18, 24B/27C, 27B, 30A, 38, 39, 44, 51, 56, 59, 60, 12FS8, 12FS12, 14/26S10, 22F16S8, 24B18S8, FS2V/31V, FS4/33/30A, FS6/30/27, FS17/101S18, FS24/102S12, FS26/31, FS26/31S6, FS27




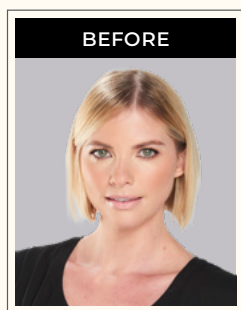
PLACEMENT



COVERAGE

TOP NOTCH

MID/PROGRESSIVE STAGE



HEAT RESISTANT SYNTHETIC

LENGTHS 9"-10.5"

ITEM # 6010

BASE SIZE 6.75" x 6.5"

BASE DESIGN Double Monofilament / Wefted

COLOR SHOWN 12FS8

COLOR AVAILABILITY 1B, 6/33, 10H16, 38, 56/51, 60, 101/48T, FS6/30/27, 12FS8, 12FS12, 14/26S10, FS17/101S18, 22F16S8, 24B18S8, FS24/102S12

SYNTHETIC

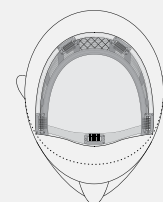
LENGTHS 8"-10"

ITEM # 5970

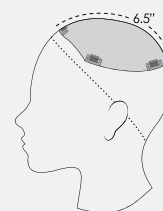
BASE SIZE 6.75" x 6.5"

BASE DESIGN Double Monofilament / Wefted

COLOR AVAILABILITY 1B, 4, 6, 6/33, 8, 8/30, 10, 10H16, 12, 12/30BT, 14/26, 16/22, 22MB, 24B/27C, 24B22, 24B18, 27B, 38, 56/51, 60, 101/48T, 12FS8, 12FS12, 14/26S10, 22F16S8, 24B18S8, FS2V/31V, FS4/33/30A, FS6/30/27, FS17/101S18, FS24/102S12, FS26/31, FS26/31S6, FS27




PLACEMENT



COVERAGE

TOP WAVE

MID/PROGRESSIVE STAGE



SYNTHETIC

LENGTHS 12" | 18"

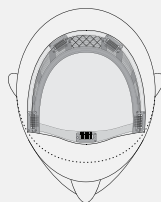
ITEM # 5992 (12") | 5993 (18")

BASE SIZE 6.75" x 6.5"

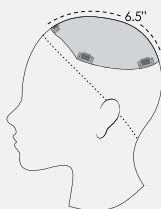
BASE DESIGN Double Monofilament / Wefted

COLOR SHOWN 6F27

COLOR AVAILABILITY 1B, 4, 6, 6F27, 6/33, 8, 8/30, 10, 10H16, 12, 12/30BT, 14/26, 16/22, 22MB, 24B22, 24B/27C, 24B18, 12FS8, 12FS12, 14/26S10, 22F16S8, 24B18S8, FS2V/31V, FS4/33/30A, FS6/30/27, FS17/101S18, FS24/102S12, FS26/31S6, FS26/31, FS27



PLACEMENT



COVERAGE

RESOURCES

COLORS

GUIDES

WIG CAP DESIGNS

TOPPER BASE DESIGNS

HOW TO MEASURE

EXCLUSIVE

- S** Shaded/gradient color starting at the base (rooted)
- RN** Renau Natural colors with no textile-like dye applied
- RO** Renau ombre colors achieve a natural gradation of color

HIGHLIGHTED

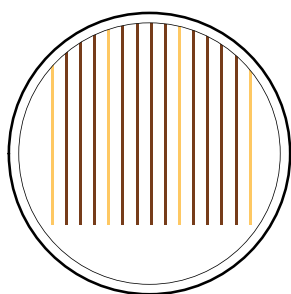
- H** Colors blended with 20% highlight
- RH** Colors blended with 33% highlight
- FS** Fashion syrup collection with bold highlights

BLENDED + TIPPED

- /** Equally blended color
- F** Blended color with the darker color solid at the nape
- MB** Mixed blend color
- T** Tipped

VIBRANT COLORS


- V** Violet tone
- PL** Plum tone
- PK** Pink tone
- BL** Blue tone



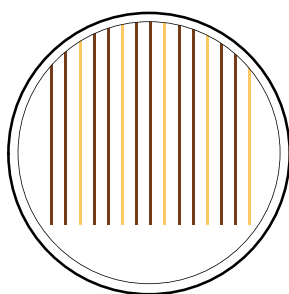
H

COLOR FAMILY
HIGHLIGHTED

BLENDED WITH
20% HIGHLIGHT




10H16



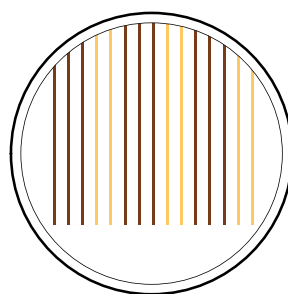
RH

COLOR FAMILY
HIGHLIGHTED

BLENDED WITH
33% HIGHLIGHT




10RH16



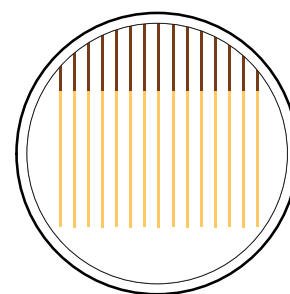
FS

COLOR FAMILY
HIGHLIGHTED

FASHION SYRUP
BOLD HIGHLIGHTS



FS26/31



S

COLOR FAMILY
EXCLUSIVE

SHADED STARTING
AT BASE (ROOTED)



12FS8

SYNTHETIC

COLORS


BLACK



1
JET
Black



1B
HOT FUDGE
Soft Black




1BRH30
**DARK CHOCOLATE
CHERRY GANACHE**
Soft Black with 33%
Gold-Red Highlights




2
CHOCOLATE SOUFFLÉ
Black/Brown Blend


BROWN




4
BROWNIE FINALE
Dark Brown



4/27/30
BROWNIE BLONDIES
Dark Brown, Light
Red-Gold Blonde
& Red-Gold Blend




4/33
**CHOCOLATE
RASPBERRY TRUFFLE**
Dark Brown &
Medium Red Blend




4F
RUM RAISIN
Dark Brown with Gold
Blonde Highlights




4/6
BROWNIE BRITTLE
Dark Brown & Brown Blend




6
FUDGESICLE
Brown




6/33
RASPBERRY TWIST
Brown & Medium Red Blend




6/27TT
**SALTED CARAMEL
BROWNIE**
Brown & Light Red-Gold
Blonde Blend with
Brown Nape




6F27
CARAMEL RIBBON
Brown with Light Red-Gold
Blonde Highlights & Tips




6H12
ESPRESSO
Brown with 20% Light
Golden Brown Highlights




6RH12
ESPRESSO LATTE
Brown with 33% Light Gold
Brown Highlights




8
COCOA
Medium Brown




8/30
COCOA TWIST
Medium Brown & Medium
Red-Gold Blend




8/32
COCOA BEAN
Medium Brown & Medium
Natural Red Blend




8F16
ROCKY ROAD
Medium Brown with Light
Natural Blonde Highlights



8H14
MOUSSE
Medium Brown with 20%
Medium Natural Blonde
Highlights




8RH14
MOUSSE CAKE
Medium Brown with 33%
Medium Natural Blonde
Highlights




10
LUSCIOUS CARAMEL
Light Brown




10/22TT
ALMOND BISCUIT
Light Brown & Light Natural
Blonde Blend with Light
Brown Nape




10/26TT
FORTUNE COOKIE
Light Brown & Medium
Red-Gold Blonde Blend
with Light Brown Nape




10F
FARMHOUSE COOKIE
Light Brown with Light Gold
Blonde Highlights




10H16
LATTE
Light Brown with 20% Light
Natural Blonde Highlights




10H24B
ENGLISH TOFFEE
Light Brown with 20% Light
Gold Blonde Highlights



10RH16
CAFÉ MOCHA
Light Brown with 33% Light
Natural Blonde Highlights




COFFEE CAKE
Light Gold Brown




ROOT BEER FLOAT
Light Gold Brown & Medium Red-Gold Blend with Medium Red-Gold Tips


BLONDE




PECAN PRALINE
Light Gold Brown, Light Natural Gold Blonde & Pale Natural Gold-Blonde Blend



SWEET GRANOLA
Medium Natural-Ash Blonde




CRÈME SODA
Medium Natural-Ash Blonde & Light Natural Blonde Blend




PRALINES N' CREAM
Medium Natural-Ash Blonde & Medium Red-Gold Blonde Blend




TOFFEE
Light Natural Blonde




BANANA CRÈME
Light Natural Blonde & Light Ash Blonde Blend




IRISH CRÈME
Light Ash Blonde & Pale Ash Blonde Blend




FLAN
Dark Natural Ash Blonde & Light Ash Blonde Blend




VANILLA BEAN
Light Ash Blonde




PIÑA COLADA
Light Ash Blonde & Light Natural Blonde Blend with Light Natural Blonde Nape




POPPY SEED
Light Ash Blonde & Light Natural Gold Blonde Blend




MACAROON
Light Ash Blonde with 33% Pale Natural Gold Blonde Highlights




MARZIPAN
Light Gold Blonde




CRÈME BRULEE
Light Gold Blonde & Light Ash Blonde Blend




BUTTERSCOTCH
Light Gold Blonde & Light Red-Gold Blonde Blend




BUTTER POPCORN
Light Gold Blonde & Pale Natural Gold Blonde Blend




NAPOLEON
Dark Natural Ash Blonde with 33% Light Gold Blonde Highlights




BANANA SPLIT
Light Gold Blonde & Pale Natural Blonde Blend with Pale Natural Blonde Tips




CHURRO
Dark Natural Ash Blonde & Light Gold Blonde Blend




ÉCLAIR
Dark Natural Ash Blonde & Light Gold Blonde Blend with Light Gold Blonde Tips




BAVARIAN CRÈME
Dark Natural Ash Blonde & Light Gold Blonde Blend with Dark Natural Ash Blonde Nape




FIRE 'N ICE
Medium Red-Gold Blonde




PEACH TART
Light Gold-Red Blonde




STRAWBERRY THUMBPRINT
Medium Red-Gold Blonde & Pale Natural Gold Blonde Blend with Medium Red-Gold Blonde Nape




ALMOND CRUNCH
Medium Red-Gold Blonde with 20% Pale Natural Gold Blonde Highlights



MARSHMALLOW
Medium Red-Gold Blonde & Pale Natural Gold Blonde with Pale Natural Gold Blonde Tips




BORDEAUX COOKIE
Medium Red-Gold Blonde with 33% Pale Natural Gold Blonde Highlights




TOASTED MARSHMALLOW
Medium Red-Gold Blonde & Pale Natural Gold Blonde Blend with Pale Tips & Medium Red-Gold Blonde Nape


RED




27MB
STRAWBERRY SHORTCAKE
Dark Red-Gold Blonde




27MBF
STRAWBERRY PIE
Dark Red-Gold Blonde
with Medium Red Nape




27MBTT
**CHOCOLATE DIPPED
STRAWBERRY** Medium
Red-Gold Blonde & Medium
Red Blend w/ Medium Gold
Tips, Medium Red Nape




27T33B
CINNAMON TOAST
Medium Red-Gold Blonde
& Medium Red Blend with
Medium Natural Red Tips




28
GINGER TEA
Light Natural Red Blonde




30A
HOT PEPPER
Medium Natural Red
Blonde/Brown




31T26
MAPLE SYRUP
Medium Natural Red
Brown with Medium
Red-Gold Blonde Tips




32F
CHERRY CRÈME
Medium Red & Medium
Red-Gold Blonde Blend
with Medium Red Nape




32BF
CHERRY ALMOND TART
Medium Natural Red Base
with Medium Red-Gold
Blonde Tips, Dark/Medium
Red Nape




33
BOYSENBERRY TREAT
Medium Natural Red




33R27F
FROSTED FLAME
Medium Natural Red with
20% Medium Red-Gold
Blonde Highlights




33RH27
BERRY GOOD
Medium Natural Red with
33% Medium Red-Gold
Blonde Highlights




33RH29
NUTMEG
Medium Natural Red
with 33% Light Red-Gold
Blonde Highlights




130/4
PAPRIKA
Dark Brown, Dark Red &
Medium Red Blend with
Medium Red Tips



130/28
PUMPKIN SPICE
Medium Red & Light Natural
Red Blonde Blend




130/31
CHERRY COBBLER
Medium Natural Red Brown
& Medium Red Blend with
Medium Red Tips




131T4
BRANDY
Dark Brown & Medium Red
Blend with Medium Red Tips


GREY & PLATINUM




1B60
PEPPERCORN
Soft Black with 20%
Pure White




34
NIGHTFALL
Dark Brown with 5%
Pure White




36
STARRY NIGHT
Brown with 5% Pure White




38
MILKSHAKE
Medium Brown with 35%
Light Grey




39
COOKIES 'N CREAM
Light Natural Ash Brown
with 75% Light Grey




39/38
TOASTED COCONUT
Light Natural Ash Brown
with 75% Light Grey Front
and Medium Brown with
35% Grey Blend




39F38
ROASTED CHESTNUT
Light Natural Ash Brown
with 75% Grey Front,
graduating to Medium
Brown with 35% Grey Nape




39/51/60
 Mist
Pure White front with Light
Natural Ash Brown with 75%
Light Grey, graduating to Light
Grey with 30% Dark Brown




44
MARBLE FUDGE
Pure White with 35% Dark
Natural Brown




48
APPLE STRUDEL
Pure White with 25% Light
Natural Gold Brown




48T
RAW SUGAR
Soft White with 25% Light
Natural Gold Brown
with Soft White Tips




51
LICORICE TWIST
Light Grey with
30% Dark Brown




51F44
WHITE RUSSIAN
Light Grey with 30% Brown
Front, graduating to Dark
Brown with 65% Grey Nape




54
VANILLA MOUSSE
Light Grey with 25% Medium
Natural Gold Blonde




54F48
COCKTAIL
Light Grey with 25% Medium
Natural Gold Blonde Front,
graduating to Light Brown
with 75% Grey Nape




56
VANILLA MARBLE
Light Grey with 20%
Medium Brown




56/51
OYSTER MUSHROOMS
Light Grey with 20% Medium
Brown & Light Grey with 30%
Dark Brown Blend




56F51
OYSTER
Light Grey with 20% Medium
Brown Front, graduating
to Grey with 30% Medium
Brown Nape




BAKED ALASKA
Pure White with 5%
Dark Brown




WINTER SUN
Pure White




VANILLA RIPPLE
Pure White with 5%
Medium Brown Blend,
Graduating to Dark
Brown with 65% Grey



MOONLIGHT
Pure White with 5% Medium
Brown Front, Grey with 30%
Medium Brown Middle, Dark
Brown with 65% Grey Nape




CHAMPAGNE
Pure White Natural Violet




MARTINI
Soft White Front, Light
Brown with 75% Grey Blend




MARTINI
Soft White Front, Light
Brown with 75% Grey Blend
with Soft White Tips




GOLDEN PEARL
Ash Blonde, Pale Platinum
Blond Blend




**WHITE CHOCOLATE
MACARON**
Pale Platinum Blonde
with Pale Natural Gold
Blonde Blend




MACADAMIA
Pale Natural White/Blonde
& Light Natural Gold Blonde
Blend with Light Natural
Gold Blonde Nape



COOL WHIP DELIGHT
Bright White




WHITE CHOCOLATE
Pale Natural Gold Blonde




CHEESECAKE
Pale Natural Gold Blonde &
Light Natural Blonde Blend
with Light Natural Gold
Blonde Nape


SHADED & SYRUP




SHADED FORTUNE
Medium Gold Blonde Blend
with Light Gold Blonde Tips,
Shaded with Dark Brown




SHADED PRALINE
Light Gold Brown, Light
Natural Gold Blonde & Pale
Natural Gold-Blonde Blend,
Shaded with Medium Brown




MALIBU BLONDE
Light Gold Brown, Light
Natural Gold Blonde, Pale
Natural Gold-Blonde Blend,
Shaded with Light Gold
Brown




**SHADED PRALINES N'
CREAM** Light Gold Blonde &
Medium Red-Golden Blonde
Blend, Shaded with Light
Brown




PALM SPRINGS BLONDE
Light Ash Blonde with Pure
White Natural Violet Bold
Highlight, Shaded with
Dark Natural Ash Blond



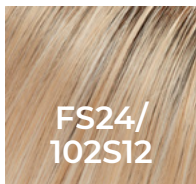
VENICE BLONDE
Light Ash Blonde &
Light Natural Blonde
Blend, Shaded with
Medium Brown




SHADED MOCHA
Medium Natural Ash
Blonde & Light Natural Gold
Blonde Blend, Shaded with
Medium Brown




SHADED MOCHA
Medium Natural Ash
Blonde & Light Natural Gold
Blonde Blend, Shaded with
Medium Brown




LAGUNA BLONDE
Light Natural Gold Blonde
with Pale Natural Gold
Blonde Bold Highlights,
Shaded with Light Gold
Brown




SHADED SUN
Medium Natural Red-Gold
Blonde & Pale Natural Gold
Blonde Blend and Tipped,
Shaded with Medium Brown




SALTED CARAMEL
Medium Natural Red
Brown with Medium
Red Gold Blonde Bold
Highlights, Shaded
with Brown




SHADED PEACH Medium
Natural Red & Medium
Red-Golden Blonde Blend,
Shaded with Dark Brown



SHADED CHERRY CRÈME
Medium Red & Med Red-Gold
Blonde Blend with
Pale Platinum Blonde Tips
& Medium Red Nape,
Shaded with Dark Brown



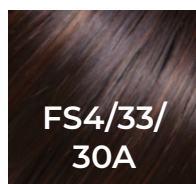
SHADED CRÈME
Pale Platinum Blonde,
Shaded with Medium
Brown




SHADED BERRY
Dark Brown & Medium Red
Blend with Medium Red Tips
Shaded with Dark Brown



CHOCOLATE CHERRY
Black/Brown Violet,
Medium Red/Violet
Blend with Red/Violet
Bold Highlights




MIDNIGHT COCOA
Dark Brown, Medium Red,
Medium Natural Red Blonde/
Brown Blend with Medium
Natural Red Blonde/Brown
Blend Bold Highlights




TOFFEE TRUFFLE
Brown, Medium Red-Gold,
Medium Red-Gold Blonde
Blend with Medium Red
Gold Blonde Bold Highlights

**FS10**


TOFFEE SYRUP
Light Brown with Natural
Gold Blonde Bold Highlights

**FS10/16**


WALNUT SYRUP
Light Brown with Natural
Blonde Bold Highlights

**FS12/24B**


CINNAMON SYRUP
Light Gold Brown w/ Gold
Blonde Bold Highlights

**FS24/32**


RASPBERRY SYRUP
Medium Natural Red
with Natural Blonde Bold
Highlights

**FS26/31**


CARAMEL SYRUP
Medium Natural Red Brown
with Medium Red Gold
Blonde Bold Highlights

**FS27**

STRAWBERRY SYRUP
Medium Red-Gold Blonde
with Gold Blonde Bold
Highlights

**FS613/24B**

HONEY SYRUP
Gold Blonde with Pale
Natural Gold Blonde
Bold Highlights

**FS36/
56/60S4**


STORM
Brown with 5% Pure White
with Light Grey with 20%
Medium Brown with Pure
White Bold Highlights,
Shaded with Dark Brown

**FS60/
PKS18**


FROST
Pure White with Pink
Blended, Shaded with
Dark Natural Ash Blonde

**FS38/PLS8**

FLURRY
Dark Natural Gold Brown
with 35% Grey with Bold
Plum Highlights, Shaded
with Medium Brown

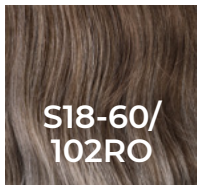
**FS60/BLS6**

GLACIER
Pure White with Blue Blend,
Shaded with Brown


**60S18**

SLEET
Pure White Shaded with
Dark Natural Ash Blonde

RENAU OMBRE

**S18-60/
102RO**


SOLSTICE
Dark Natural Ash Blonde
Roots to Midlength, Pure
White with Pale Platinum
Blonde Midlength to Ends

**S14-26/
88RO**

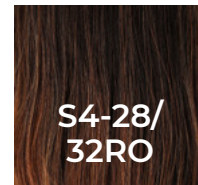
SUNSHINE
Medium Natural-Ash Blonde
& Medium Red-Gold Blonde
Blend Roots to Midlength,
Light Natural Gold Blonde
Blend Midlength to Ends

**S8-18/
26RO**

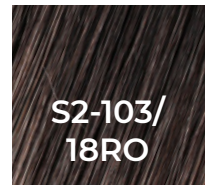
FAWN
Medium Brown Roots to
Midlength, Dark Natural
Ash Blonde & Medium
Red-Gold Blonde Blend
Midlength to Ends

**S6-
30A27RO**

AUTUMN
Brown Roots to Midlength,
Medium Natural Red &
Medium Red-Gold Blonde
Blend Midlength to Ends

**S4-28/
32RO**

SUNRISE
Dark Brown Roots to
Midlength, Light Natural
Red Blonde with Medium
Natural Red Midlength
to Ends


**S2-103/
18RO**

MIDNIGHT
Black/Brown Blend Roots to
Midlength, Platinum Blonde
& Dark Natural Ash Blonde
Blend Midlength to Ends


HEAT DEFIANT

COLORS

BLACK


**1B**

HOT FUDGE
Soft Black


**1BRH30**

**DARK CHOCOLATE CHERRY
GANACHE** Soft Black with 33%
Medium Natural Red Highlights


BROWN

**4**


BROWNIE FINALE
Dark Brown

**4H27**


ICED MOCHA
Dark Brown with Light
Red-Gold Blonde highlights

**4/27/30**


BROWNIE BLONDIES
Dark Brown & Medium
Red-Gold Blend

**4/33**


**CHOCOLATE RASPBERRY
TRUFFLE**
Dark Brown & Dark
Red Blend

**6**


FUDGESICLE
Brown

**6/33**


RASPBERRY TWIST
Brown & Dark Red Blend




6F27
CARAMEL RIBBON
Natural Gold Brown with
Medium Red-Gold Blonde
Highlights & Tips




8
COCOA
Medium Brown




8/30
COCOA TWIST Medium
Brown & Natural-Gold Blend




8RH14
MOUSSE CAKE
Medium Brown with
33% Light Natural Ash
Blonde Highlights




10
LUSCIOUS CARAMEL
Light Brown




10H24B
ENGLISH TOFFEE
Light Brown with 20% Light
Gold Blonde Highlights



10/26TT
FORTUNE COOKIE
Medium Natural Gold
Brown & Light Red-Gold
Blonde Blend with Medium
Natural Gold Brown Nape




12
COFFEE CAKE
Light Gold Brown




12/30BT
ROOTBEER FLOAT
Light Natural Gold
Brown Blend


BLONDE




12F
PECAN PRALINE
Light Gold Brown, Light
Natural Gold Blonde & Pale
Natural Gold-Blonde Blend




14/24
CRÈME SODA
Light Natural-Ash Blonde
& Light Natural Gold
Blonde Blend




14/26
PRALINES N' CREAM
Medium Natural Gold
Brown & Light Red-Gold
Blonde Blend with Pale
Natural Blonde Highlights




16/22
BANANA CRÈME
Light Natural Blonde &
Light Ash Blonde Blend




22MB
POPPY SEED
Pale Natural Blonde & Light
Natural Gold Blonde Blend




22F16
PIÑA COLADA
Medium Natural Gold
Blonde & Pale Natural
Blonde Blend with Pale
Natural Blonde Tips




24B22
CRÈME BRULÉE
Medium Gold Blonde &
Pale Natural Blonde Blend




24B613
BUTTER POPCORN
Light Gold Blonde & Pale
Natural Gold Blonde
Blend




24B18
CHURRO
Dark Natural Gold Blonde
& Light Natural Gold
Blonde Blend




24BT18
ÉCLAIR
Dark Natural Gold Blonde &
Light Natural Gold Blonde
Blend with Light Natural
Gold Blonde Tips




24BT18F
BAVARIAN CRÈME
Dark Natural Ash Blonde
& Light Gold Blonde Blend
with Dark Natural Ash
Blonde Nape



24B/27C
BUTTERSCOTCH
Light Gold Blonde & Light
Red-Gold Blonde Blend




27B
PEACH TART
Light Golden-Red Blonde




27T613
MARSHMALLOW
Medium Red Blonde & Pale
Natural Gold Blonde Blend with
Pale Natural Gold Blonde Tips


RED




27MB
STRAWBERRY SHORTCAKE
Medium Red-Gold
Blonde Blend



31/26
MAPLE SYRUP
Medium Natural Red
Brown & Medium Red-Gold
Blonde Blend



32F
CHERRY CRÈME
Dark & Medium Red
Brown, Light Red-Gold
Blonde Blend



33
BOYSENBERRY TREAT
Medium Natural Red

GREY & PLATINUM



MILKSHAKE
Dark Natural Gold Brown
with 35% Grey



ROASTED CHESTNUT
Light Natural Ash Brown
with 75% Grey Front,
Graduating to Medium
Brown with 35% Grey Nape



OYSTER MUSHROOMS
Grey/Platinum with 5% Dark
Gold Brown & Grey with 30%
Medium Gold Brown Blend



OYSTER MUSHROOMS
Grey/Platinum Blend with
5% Dark Gold Brown Front,
Grey with 30% Medium Gold
Brown Nape




WINTER SUN
Pure White



MARTINI
Pearl White, Light Natural
Gold Brown with 75% Grey
Blend with Pearl White Tips




MARTINI
Pearl White Front, Light
Natural Gold Brown with
75% Grey with Pearl White
Tips, Light Gold Brown Nape




WHITE CHOCOLATE
Pale Natural Gold Blonde


SHADED & SYRUP




SHADED PRALINE
Light Gold Blonde & Pale
Natural Blonde Blend,
Shaded with Dark Brown




MALIBU BLONDE
Light Gold Brown,
Light Natural Gold Blonde,
Pale Natural Gold-Blonde
Blend, Shaded with Light
Gold Brown



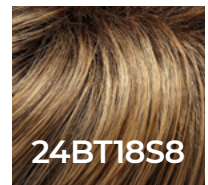
SHADED PRALINES N' CREAM Light Gold Blonde
and Medium Red-Gold
Blonde Blend, Shaded with
Light Brown




VENICE BLONDE
Light Ash Blonde & Light
Natural Blonde Blend,
Shaded with Medium
Brown



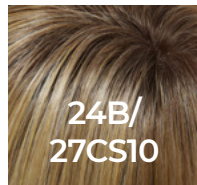
SHADED MOCHA
Medium Gold Brown
and Light Gold Blond Blend,
Shaded with Dark Gold
Brown




SHADED MOCHA
Medium Gold Brown
and Light Gold Blond Blend,
Shaded with Dark Gold
Brown




SHADED BUTTER POPCORN
Brown, Medium Red-Gold,
Medium Red-Gold Blonde
Blend and Tipped, Shaded
with Light Gold Brown




SHADED BUTTERSCOTCH
Light Gold Blonde &
Medium Red-Gold Blonde
Blend, Shaded with Light
Brown



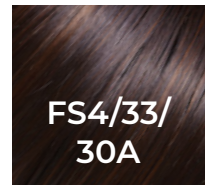
SHADED SUN
Medium Red-Gold Blonde
& Light Gold Blonde Blend
with Tips, Shaded with Dark
Gold Brown




SHADED PEACH Medium
Red & Medium Red-Gold
Blend, Shaded with Dark
Gold Brown



CHOCOLATE CHERRY
Black/Brown Violet,
Medium Red/Violet Blend
with Red/Violet Bold
Highlights



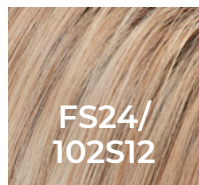
MIDNIGHT COCOA
Dark Brown, Medium Red,
Medium Natural Red Blonde/
Brown Blend with Medium
Natural Red Blonde/Brown
Blend Bold Highlights




TOFFEE TRUFFLE
Brown, Medium Red-Gold,
Medium Red-Gold Blonde
Blend with Medium Red-
Gold Blonde Bold Highlights



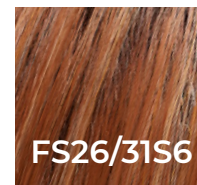
PALM SPRINGS BLONDE
Light Ash Blonde with Pure
White Natural Violet Bold
Highlights, Shaded with
Dark Natural Ash Blonde




LAGUNA BLONDE
Light Natural Gold Blonde
with Pale Natural Gold
Blonde Bold Highlights,
Shaded with Light Gold
Brown




CARAMEL SYRUP
Medium Red-Gold Brown
and Light Gold Blonde
Blend with Light Gold
Blonde Bold Highlights



SALTED CARAMEL
Medium Natural Red
Brown with Medium
Red Gold Blonde Bold
Highlights, Shaded with
Brown



STRAWBERRY SYRUP
Medium Red-Gold Brown &
Light Red-Gold Blonde Blend
with Light Red-Gold Blonde
Bold Highlights




HONEY SYRUP
Light Gold Blonde & Pale Natural
Blonde Blend with Light Natural
Blonde Highlights


HUMAN HAIR

COLORS

BLACK




HOT FUDGE
Soft Black




CHOCOLATE SOUFFLÉ
Black/Brown Blend


BROWN




BROWNIE FINALE
Dark Brown




BROWNIE BLONDIES
Dark Brown, Light Red-Golden Blonde & Red-Golden Blend




CHOCOLATE RASPBERRY TRUFFLE
Dark Brown & Medium Red Blend




FUDGESICLE
Brown




CHOCOLATE MOCHA
Brown & Med Brown




RASPBERRY TWIST
Brown & Natural Red Blend




CARAMEL RIBBON
Brown with Natural Red-Gold Blonde Highlights & Tips




COCOA
Medium Brown



COCOA TWIST
Medium Natural Gold Brown & Natural Red-Gold Blend




ENGLISH TOFFEE
Light Brown with 20% Light Gold Blonde Highlights




ROOTBEER FLOAT
Light Gold Brown & Natural Red-Gold Blend with Natural Red-Gold Tips


BLONDE




PECAN PRALINE
Light Gold-Brown, Light Natural Gold-Blonde & Pale Natural Gold-Blonde Blend




CRÈME SODA
Medium Natural-Ash Blonde & Light Natural Blonde Blend




PRALINES N' CREAM
Light Gold Blonde & Medium Red-Gold Blonde Blend




VANILLA MACARON
Light Natural Blonde & Light Natural Gold Blonde Blend




POPPY SEED
Light Ash Blonde and Light Natural Gold Blonde Blend




BUTTERSCOTCH
Light Gold Blonde & Light Red-Gold Blonde Blend




BUTTER POPCORN
Light Gold Blonde & Pale Natural Gold Blonde Blend



ÉCLAIR
Dark Natural Ash Blonde & Light Gold Blonde Blend with Light Gold Blonde Tips




NAPOLEON
Dark Natural Ash Blonde with 33% Light Gold Blonde Highlights




PEACH TART
Light Gold-Red Blonde


RED




27MB
STRAWBERRY SHORTCAKE
Dark Red-Gold Blonde



31/26
MAPLE SYRUP
Medium Natural Red
Brown & Medium Red-Gold
Blonde Blend




32F
CHERRY CRÈME
Dark Natural Red, Medium
Red & Medium Gold Blonde
Blend with Dark Natural
Red Nape




33
BOYSENBERRY TREAT
Medium Natural Red

RENAU OMBRE




**B8-27/
30RO**
DARK OMBRE
Medium Natural Brown
Roots to Midlengths,
Medium Red-Gold Blonde
Midlengths to Ends




**B8/30-14/
26RO**
LIGHT OMBRE
Medium Red-Gold Brown
Roots to Midlengths, Light
Gold Blonde Midlengths
to Ends

GREY & PLATINUM




613
WHITE CHOCOLATE
Pale Natural Gold Blonde


RENAU NATURALS




4RN
NATURAL DARK BROWN
Dark Brown Renau Natural




6RN
NATURAL BROWN
Brown Renau Natural




8RN
NATURAL WARM BROWN
Medium Red-Gold Brown
Renau Natural



FS12/26RN
**NATURAL MEDIUM RED/
BROWN**
Medium Gold Blonde &
Medium Red-Gold Blonde
Blend Renau Natural




24B22RN
NATURAL GOLDEN BLONDE
Light Natural Blonde & Light
Natural Gold Blonde Blend
Renau Natural




613RN
NATURAL PALE BLONDE
Pale Natural Gold Blonde
Renau Natural


SHADED & SYRUP




12FS8
SHADED PRALINE
Medium Natural Gold
Blonde, Light Gold Blonde,
Pale Natural Blonde Blend,
Shaded with Dark Brown




12FS12
MALIBU BLONDE
Light Gold Brown, Light
Natural Gold Blonde and
Pale Natural Gold-Blonde
Blend, Shaded with Light
Gold Brown




14/26S10
**SHADED PRALINES N'
CREAM** Light Gold Blonde
& Medium Red-Gold
Blonde Blend, Shaded with
Light Brown




22F16S8
VENICE BLONDE
Light Ash Blonde and
Light Natural Blonde Blend
Shaded with Medium Brown




24B18S8
SHADED MOCHA
Medium Natural Ash & Light
Natural Gold Blonde Blend,
Shaded with Medium Brown




24BT18S8
SHADED MOCHA
Medium Natural Ash & Light
Natural Gold Blonde Blend,
Shaded with Medium Brown




**24B/
27CS10**
SHADED BUTTERSCOTCH
Light Gold Blonde & Light Red-Gold Blonde Blend, Shaded w/ Light Brown




24B613S12
**SHADED BUTTER
POPCORN** Medium Natural Ash Blonde & Pale Natural Gold Blonde Blend and Tipped, Shaded with Light Gold Brown



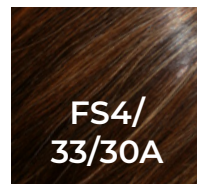
27T613S8
SHADED SUN
Medium Red-Gold Blonde & Pale Natural Gold Blonde Blend, Shaded with Medium Brown



613/102S8
SHADED LEMON MACARON
Pale Natural Gold Blonde and Pale Platinum Blonde Blend, Shaded with Medium Brown




FS2V/31V
CHOCOLATE CHERRY
Black/Brown Violet, Medium Red/Violet Blend with Red/Violet Bold Highlights



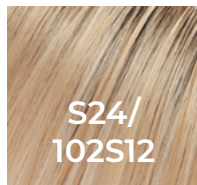
**FS4/
33/30A**
MIDNIGHT COCOA Dark Brown, Medium Red, Medium Natural Red Blonde/Brown Blend with Medium Natural Red Blonde/Brown Blend Bold Highlights




**FS6/
30/27**
TOFFEE TRUFFLE
Brown, Medium Red-Gold, Medium Red-Gold Blonde Blend with Medium Red Gold Blonde Bold Highlights




**FS17/
101S18**
PALM SPRINGS BLONDE
Light Ash Blonde w/ Pure White Natural Bold Highlights, Shaded with Dark Natural Ash Blonde




**S24/
102S12**
LAGUNA BLONDE
Light Natural Gold Blonde with Pale Natural Gold Blonde Bold Highlights, Shaded with Light Gold Brown



FS26/31
CARAMEL SYRUP
Medium Red-Gold Blonde & Light Natural Gold Blonde Blend with Light Natural Gold Blonde Bold Highlights



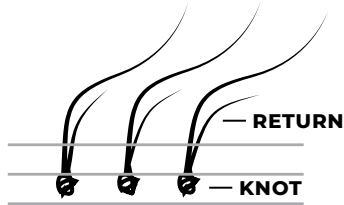
FS26/31S6
SALTED CARAMEL
Medium Natural Red Brown with Medium Red Gold Blonde Bold Highlights, Shaded with Brown



S27
STRAWBERRY SYRUP
Medium Natural Red & Light Gold Blonde Blend with Light Gold Blonde Highlights

FRENCH DRAWN KNOTTING

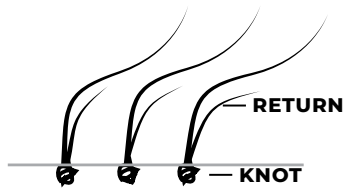
BASE CONSTRUCTION



GLASS SILK: Hides knotting for a natural scalp appearance

SWISS LACE: Knot secured to material

GLASS SILK: Ensures smooth feel & comfort against the skin



MONOFILAMENT: Hides knotting for a natural scalp appearance

KNOT COMPARISON



**FRENCH
DRAWN
KNOTTING**



**TRADITIONAL
KNOTTING**

BASE COMPARISON



EVOLUTION



**TRADITIONAL
KNOTTING**

TOPPERS

3 STEPS TO FIND THE BEST TOPPER SOLUTION

1. STAGE OF HAIR LOSS

NOTE: Women generally tend to lose hair in a diffused pattern whether it is beginning, mid/progressive, or advanced.



BEGINNING

Hair loss begins in a diffused pattern on top of head; minimal loss.

- easiFringe
- easiCrown
- Top This
- easiPart
- easiPart French
- easiPart Medium
- easiPart XL
- easiPart XL French



MID/PROGRESSIVE

Hair loss becomes more noticeable, may start to see more scalp.

- easiPart T
- Top Blend
- Top Form
- Top Flex
- Top Form French
- Top Comfort
- Top Wave
- Top Crown
- Essentially You
- Top Notch
- Top Level

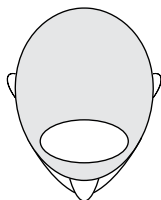


ADVANCED


Hair loss is very noticeable, scalp is clearly visible.

- Top Style
- Top Smart
- Top Full
- Top Coverage
- Juliette
- Full Wig/Hair System

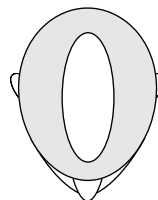
2. AREA OF HAIR LOSS



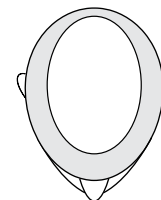
FRONT



CROWN



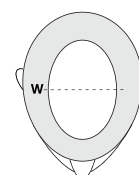
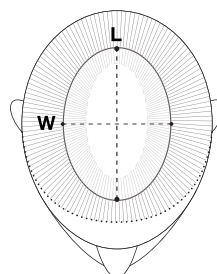
PART



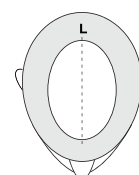
THROUGHOUT

3. MEASURE HAIR LOSS AREA

It is important that the area outside your measurement has a sufficient amount of hair for topper clips to attach to. Include that areas with your final measurement to determine an optimal topper base size.



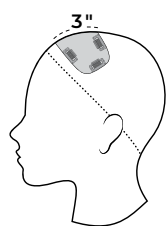
SIDE
TO SIDE



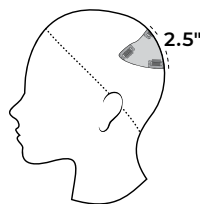
FRONT
TO BACK

TOPPER COVERAGE GUIDE

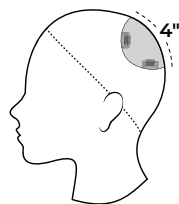
BEGINNING



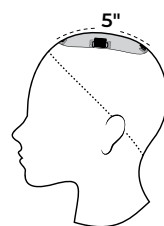
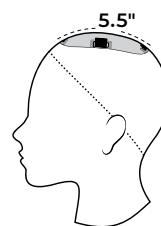
easiFringe



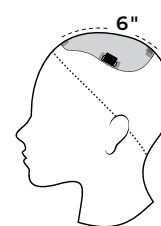
easiCrown



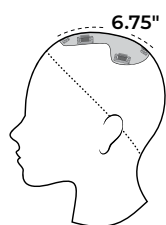
Top This


easiPart,
easiPart French


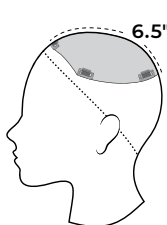
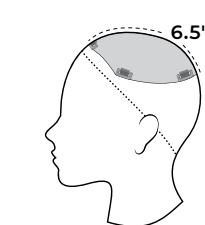
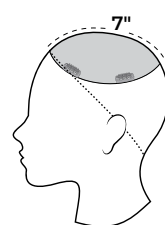
easiPart Medium


easiPart XL,
easiPart XL French

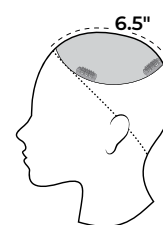
MID/PROGRESSIVE



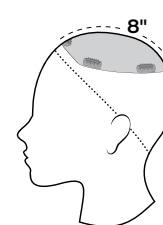
easiPart T


Top Form,
Top Form French

Top Wave, Top Crown,
Essentially You,
Top Notch, Top Level


Top Blend

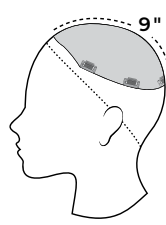


Top Flex

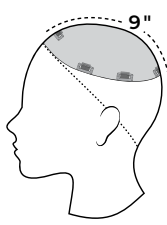


Top Comfort

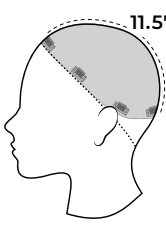
ADVANCED



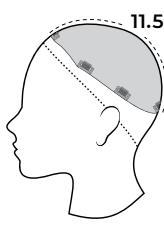
Top Style



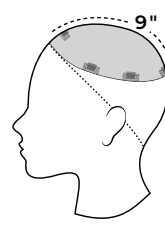
Top Smart



Top Coverage

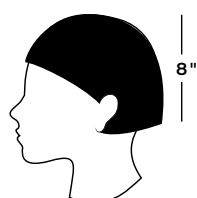


Top Full

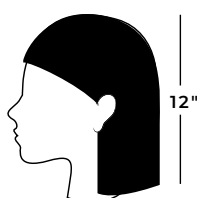


Juliette


HAIR LENGTHS



8"



12"



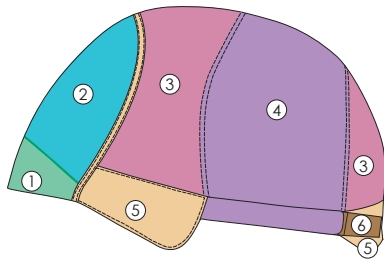
18"

WIG CAP DESIGNS

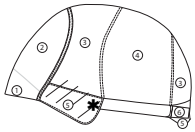
CAP DESIGN	HOW HAIR IS APPLIED	BENEFITS
TRADITIONAL CAP	Sewn in to create weft	Volume at the crown
OPEN CAP	Sewn in to create weft	Cool, light-weight cap
LACE FRONT/ OPEN CAP	Hand tied (Lace Front), sewn in to create weft	Natural hairline / Cool, comfortable cap
LACE FRONT/ SINGLE MONOFILAMENT/ WEFTED BACK	Hand tied (Lace Front), hand tied top (Mono), sewn in to create weft	Natural hairline / Multi-directional parting
LACE FRONT/ SINGLE MONOFILAMENT/ HAND TIED BACK	Hand tied (lace front), hand tied top (monofilament), hand tied back	Natural hairline / Multi-directional parting / Mimics natural hair movement
DOUBLE MONOFILAMENT/ WEFTED BACK	Hand tied top (monofilament), sewn in to create weft (wefted back)	Multi-directional parting / Appearance of scalp / Mimics natural hair movement
FRENCH DRAWN TOP/ HAND TIED BACK	Hand tied French drawn top (Swiss lace/Glass silk), hand tied back	Multi-directional parting / Appearance of scalp, knots are hidden / Mimics natural hair movement
EVOLUTION	Hand tied top (Double Swiss Lace), hand tied & injected (Polyurethane) back	Natural hairline / Multi-directional parting / Mimics natural hair movement

BASE MATERIAL	HOW HAIR IS APPLIED	BENEFITS
WELDED LACE	Hand tied (ventilated)	Allows multi-directional parting; natural looking hair line. Most durable lace
SWISS LACE	Hand tied (ventilated)	Allows multi-directional parting; natural looking hair line. Softer, more delicate lace
SINGLE MONOFILAMENT	Hand tied (ventilated)	Allows multi-directional parting; natural looking growth at part
DOUBLE MONOFILAMENT	Hand tied (ventilated)	Allows multi-directional parting; natural looking growth at part with glass silk underneath to give the appearance of scalp
GLASS SILK	N/A	Knots are hidden in between two layers of glass silk to give the appearance of scalp
FRENCH DRAWN MONOFILAMENT	Hand tied (ventilated)	Allows multi-directional parting; MOST natural looking growth at the part; knots are hidden in between two layers of glass silk to give the appearance of scalp
100% HAND TIED STRETCH	Hand tied (ventilated)	Mimics natural hair movement, features a natural density
WEFT (WEFTED OR WEFTING)	Sewn in to create weft	Allows for faster production (i.e. less labor & cost); provides more density & durability
POLYURETHANE	Injected, v-looped, hand tied	Allows base to be bonded; usually clear or flesh toned. Also used to coat the edges of monofilament toppers for durability (PU coated). Also available in sheets
SILICONE	Injected, v-looped, hand-tied (ventilated onto material, coated with silicone)	Allows base to grip against bare skin (no biological hair is present). Also available in sheets *Available in Evolution Cap only

WIG CAP DESIGNS

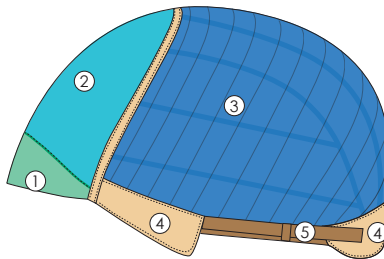


* ADDITIONAL VARIATION

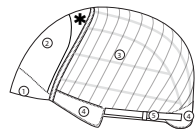


LACE FRONT / SINGLE MONOFILAMENT / HAND TIED

- 1 **SMARTLACE FRONT (WELDED MONOFILAMENT LACE)** Mimics a natural hairline, hair is hand tied one by one
- 2 **SINGLE MONOFILAMENT** Allows multi-directional parting while providing the appearance of natural growth
- 3 **100% HAND TIED CAP** Each hair is individually hand tied, creating the appearance of natural growth
- 4 **100% HAND TIED STRETCH SECTION** Allows customized stretch from front to back and ear to ear
- 5 **VELVET EAR TABS + NAPE** Allows smooth customization with bendable wire
- 6 **ADJUSTABLE TABS** Allows the wearer to adjust the circumference
- * **ADDITIONAL WEFTS** Added to direct fiber for silhouette of style

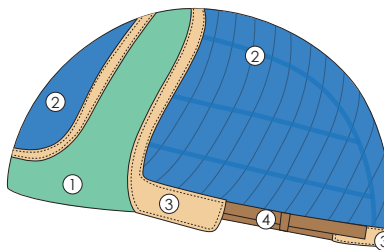


* ADDITIONAL VARIATION



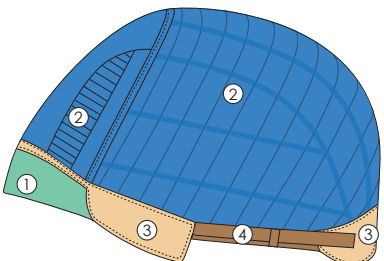
LACE FRONT / SINGLE MONOFILAMENT

- 1 **SMARTLACE FRONT (WELDED MONOFILAMENT LACE)** Mimics a natural hairline, hair is hand tied one by one
- 2 **SINGLE MONOFILAMENT** Allows multi-directional parting while providing the appearance of natural growth
- 3 **OPEN WEFTED BACK** Allows superior ventilation for maximum scalp cooling with machine wefting
- 4 **VELVET EAR TABS + NAPE** Allows smooth customization with bendable wire
- 5 **ADJUSTABLE TABS** Allows the wearer to adjust the circumference
- * **ENCLOSED WEFTING** Allows for maximum coverage and volume/height



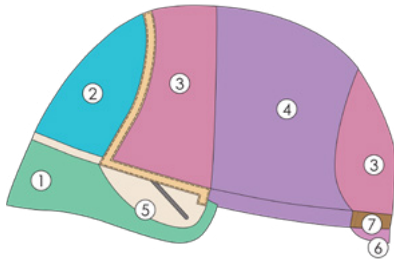
LACE FRONT / SINGLE MONOFILAMENT PART

- 1 **WELDED MONOFILAMENT LACE** Allows multi-directional parting while providing the appearance of natural growth
- 2 **OPEN CAP** Allows superior ventilation for maximum scalp cooling with machine wefting
- 3 **VELVET EAR TABS + NAPE** Allows smooth customization with bendable wire
- 4 **ADJUSTABLE TABS** Allows the wearer to adjust the circumference



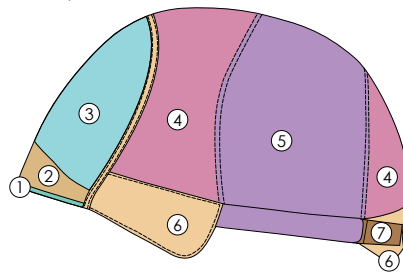
LACE FRONT / OPEN CAP

- 1 **SMARTLACE FRONT (WELDED MONOFILAMENT LACE)** Mimics a natural hairline, hair is hand tied one by one
- 2 **OPEN WEFTED TOP + BACK** Allows superior ventilation for maximum scalp cooling with machine open wefting
- 3 **VELVET EAR TABS + NAPE** Allows smooth customization with bendable wire
- 4 **ADJUSTABLE TABS** Allows the wearer to adjust the circumference



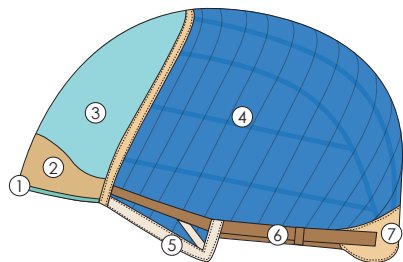
SMARTLACE LITE / LACE FRONT / SINGLE MONOFILAMENT / HAND TIED

- 1 **SMARTLACE FRONT (WELDED MONOFILAMENT LACE)** Mimics a natural hairline, hair is hand tied one by one
- 2 **SINGLE MONOFILAMENT** Allows multi-directional parting while providing the appearance of natural growth
- 3 **100% HAND TIED CAP** Each hair is individually hand tied, creating the appearance of natural growth
- 4 **100% HAND TIED STRETCH SECTION** Allows customized stretch from front to back and ear to ear
- 5 **POLYURETHANE EAR TABS** With bendable wire, for adhesive use
- 6 **SILICONE NAPE** With bendable wire, allows for a non-slip grip
- 7 **ADJUSTABLE TABS** Allows the wearer to adjust the circumference



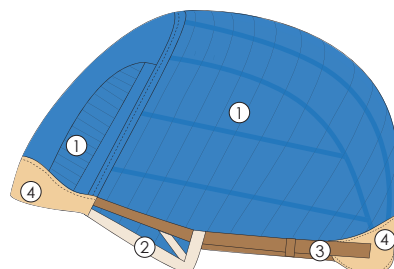
DOUBLE MONOFILAMENT / HAND TIED

- 1 **1/8" FOLDED SWISS LACE** Allows for a natural appearance between your biological hair and your topper
- 2 **POLYURETHANE STRIP** For use with adhesive if needed
- 3 **DOUBLE MONOFILAMENT** Allows multi-directional parting with the appearance of natural growth, while providing extra comfort
- 4 **100% HAND TIED CAP** Each hair is individually hand tied, creating the appearance of natural growth
- 5 **100% HAND TIED STRETCH SECTION** Allows customized stretch from front to back and ear to ear
- 6 **VELVET EAR TABS + NAPE** Allows smooth customization with bendable wire
- 7 **ADJUSTABLE TABS** Allows the wearer to adjust the circumference



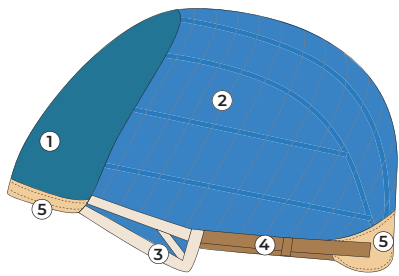
DOUBLE MONOFILAMENT

- 1 **1/8" FOLDED SWISS LACE** Allows for a natural appearance between your biological hair and your topper
- 2 **POLYURETHANE STRIP** For use with adhesive if needed
- 3 **DOUBLE MONOFILAMENT** Allows multi-directional parting with the appearance of natural growth, while providing extra comfort
- 4 **OPEN WEFTED BACK** Allows superior ventilation for maximum scalp cooling with machine wefting
- 5 **OPEN EAR TABS** Allows smooth customization with bendable wire
- 6 **ADJUSTABLE TABS** Allows the wearer to adjust the circumference
- 7 **VELVET NAPE*** Allows for increased hairline comfort *Nape area includes two vertical bendable wires, which allow for customization



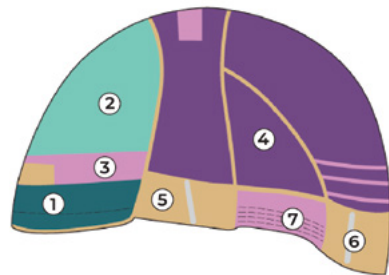
OPEN CAP

- 1 **OPEN WEFTED TOP + BACK** Allows superior ventilation for maximum scalp cooling with machine open wefting
- 2 **OPEN EAR TABS** Allows customization with bendable wire
- 3 **ADJUSTABLE TABS** Allows the wearer to adjust the circumference
- 4 **VELVET FRONT HAIRLINE/NAPE*** Allows for increased hairline comfort *Nape area includes two vertical bendable wires, which allow for customization



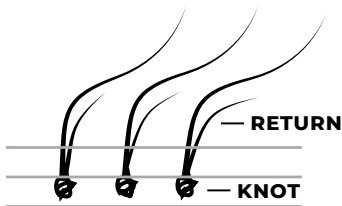
TRADITIONAL CAP

- 1 **ENCLOSED WEFTED TOP** Allows maximum coverage with a full lace crown
- 2 **OPEN WEFTED BACK** Allows superior ventilation for maximum scalp cooling with machine open wefting
- 3 **OPEN EAR TABS** Allows customization with bendable wire
- 4 **ADJUSTABLE TABS** Allows the wearer to adjust the circumference
- 5 **VELVET FRONT HAIRLINE / NAPE*** Allows for increased hairline comfort *Nape area includes two vertical bendable wires, which allow for customization



EVOLUTION

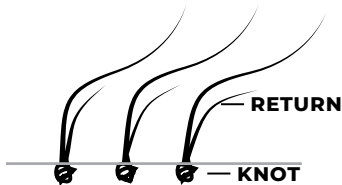
- 1 **SINGLE LAYER SWISS LACE** Creates the appearance of a natural hairline
- 2 **DOUBLE LAYER SWISS LACE** Allows multi-directional parting while providing the appearance of natural growth
- 3 **SILICONE** Provides a 'grip' to natural skin without the use of adhesive
- 4 **JON RENAU 360° stretch** Allows customized stretch from front to back and ear to ear
- 5 **POLYURETHANE** For use with adhesive, if needed
- 6 **METAL STAYS** Allows smooth size customization
- 7 **SILICONE WITH 4 ROWS RUNNING STITCH** Provides extra durability



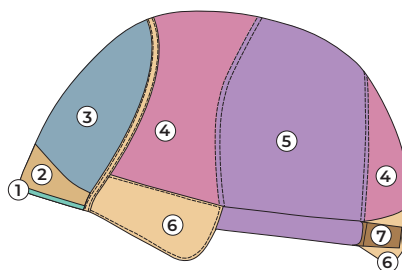
GLASS SILK: Hides knotting for a natural scalp appearance

SWISS LACE: Knot secured to material

GLASS SILK: Ensures smooth feel & comfort against the skin



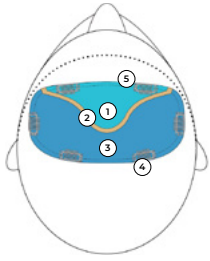
MONOFILAMENT: Hides knotting for a natural scalp appearance



FRENCH DRAWN TOP / HAND TIED

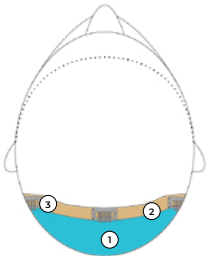
- 1 **1/8" FOLDED SWISS LACE** Allows for a natural appearance between your biological hair and your topper
- 2 **POLYURETHANE STRIP** For use with adhesive if needed
- 3 **FRENCH DRAWN MONOFILAMENT** Allows multi-directional parting while providing the appearance of the most natural growth 100%
- 4 **100% HAND TIED CAP** Each hair is individually hand tied, creating the appearance of natural growth
- 5 **100% HAND TIED STRETCH SECTION** Allows customized stretch from front to back and ear to ear
- 6 **VELVET EAR TABS + NAPENOFILAMEN** Allows smooth customization with bendable wire
- 7 **ADJUSTABLE TABS** Allows the wearer to adjust the circumference

TOPPER BASE DESIGNS



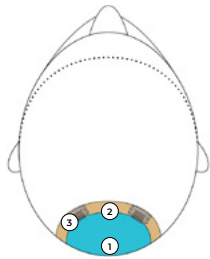
EASIFRINGER | 6.5" x 3"

- 1 **SINGLE MONOFILAMENT** Allows multi-directional parting while providing the appearance of natural growth
- 2 **VELVET CONNECTION** For use with adhesive if needed
- 3 **ENCLOSED WEFTHING** Allows for maximum coverage and volume/height
- 4 **PRESSURE SENSITIVE CLIPS** To clip into hair if not using adhesive
- 5 **1/4" FOLDED MONOFILAMENT**



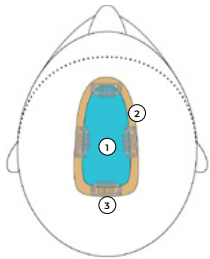
EASICROWN | 6.5" x 2.25"

- 1 **SINGLE MONOFILAMENT** Allows multi-directional parting while providing the appearance of natural growth
- 2 **POLYURETHANE COATED MONOFILAMENT** For use with adhesive if needed
- 3 **PRESSURE SENSITIVE CLIPS** To clip into hair if not using adhesive



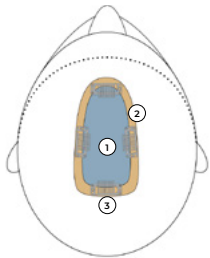
TOP THIS | 5" x 4"

- 1 **SINGLE MONOFILAMENT** Allows multi-directional parting while providing the appearance of natural growth
- 2 **POLYURETHANE COATED MONOFILAMENT** For use with adhesive if needed
- 3 **PRESSURE SENSITIVE CLIPS** To clip into hair if not using adhesive



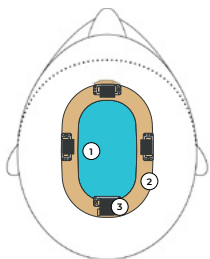
EASIPART | 2.75" x 5"

- 1 **SINGLE MONOFILAMENT** Allows multi-directional parting while providing the appearance of natural growth
- 2 **POLYURETHANE COATED MONOFILAMENT** For use with adhesive if needed
- 3 **PRESSURE SENSITIVE CLIPS** To clip into hair if not using adhesive



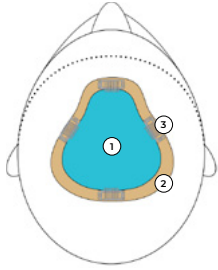
EASIPART FRENCH | 2.75" x 5"

- 1 **FRENCH DRAWN MONOFILAMENT** Allows multi-directional parting while providing the appearance of natural growth
- 2 **POLYURETHANE COATED MONOFILAMENT** For use with adhesive if needed
- 3 **PRESSURE SENSITIVE CLIPS** To clip into hair if not using adhesive



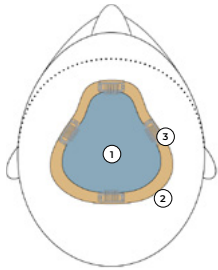
EASIPART MEDIUM | 4 x 5.5"

- 1 **SINGLE MONOFILAMENT** Allows multi-directional parting while providing the appearance of natural growth
- 2 **POLYURETHANE COATED MONOFILAMENT** For use with adhesive if needed
- 3 **PRESSURE SENSITIVE CLIPS** To clip into hair if not using adhesive



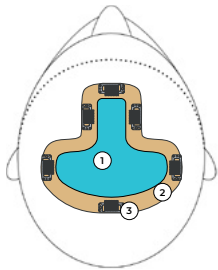
EASIPART XL | 3-5.75" x 6

- 1 **SINGLE MONOFILAMENT** Allows multi-directional parting while providing the appearance of natural growth
- 2 **POLYURETHANE COATED MONOFILAMENT** For use with adhesive if needed
- 3 **PRESSURE SENSITIVE CLIPS** To clip into hair if not using adhesive



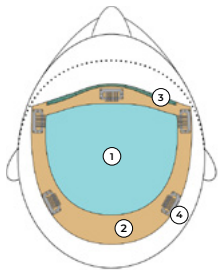
EASIPART XL FRENCH | 3-5.75" x 6"

- 1 **FRENCH DRAWN MONOFILAMENT** Allows multi-directional parting while providing the appearance of natural growth
- 2 **POLYURETHANE COATED MONOFILAMENT** For use with adhesive if needed
- 3 **PRESSURE SENSITIVE CLIPS** To clip into hair if not using adhesive



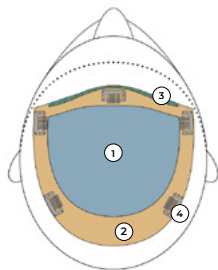
EASIPART T | 3"-7.25" x 6.75"

- 1 **SINGLE MONOFILAMENT** Allows multi-directional parting while providing the appearance of natural growth
- 2 **POLYURETHANE COATED MONOFILAMENT** For use with adhesive if needed
- 3 **PRESSURE SENSITIVE CLIPS** To clip into hair if not using adhesive



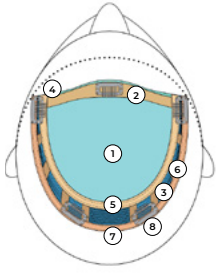
TOP FORM | 6.5" x 6.5"

- 1 **DOUBLE MONOFILAMENT** Allows multi-directional parting while providing the appearance of natural growth
- 2 **POLYURETHANE COATED MONOFILAMENT** For use with adhesive if needed
- 3 **1/8" FOLDED MONOFILAMENT** Allows for a natural appearance between your biological hair and your topper
- 4 **PRESSURE SENSITIVE CLIPS** To clip into hair if not using adhesive



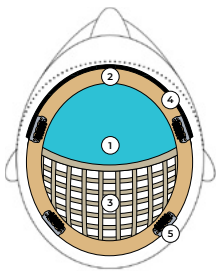
TOP FORM FRENCH | 6.5" x 6.5"

- 1 **FRENCH DRAWN MONOFILAMENT** Allows multi-directional parting while providing the appearance of natural growth
- 2 **POLYURETHANE COATED MONOFILAMENT** For use with adhesive if needed
- 3 **1/8" FOLDED MONOFILAMENT** Allows for a natural appearance between your biological hair and your topper
- 4 **PRESSURE SENSITIVE CLIPS** To clip into hair if not using adhesive



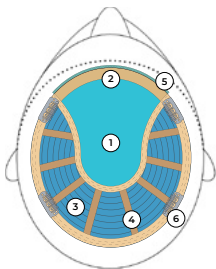
TOP WAVE, TOP CROWN, ESSENTIALLY YOU, TOP NOTCH, TOP LEVEL | 6.75" x 6.5"

- 1 **DOUBLE MONOFILAMENT** Allows multi-directional parting while providing the appearance of natural growth
- 2 **POLYURETHANE COATED DOUBLE MONOFILAMENT** For use with adhesive if needed
- 3 **OPEN WEFTING** Allows for maximum coverage and volume/height
- 4 **1/8" FOLDING MONOFILAMENT** Allows for a natural appearance between your biological hair and your topper
- 5 **VELVET CONNECTION** For smooth/comfortable material transition
- 6 **ELASTIC**
- 7 **CLOTH RIBBON**
- 8 **PRESSURE SENSITIVE CLIPS** To clip into hair if not using adhesive



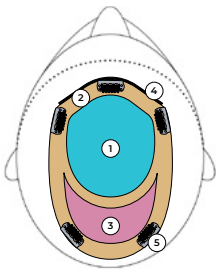
TOP BLEND | 6.25" x 7"

- 1 **SINGLE MONOFILAMENT** Allows multi-directional parting while providing the appearance of natural growth
- 2 **1/2" POLYURETHANE COATED PERIMETER** For use with adhesive if desired
- 3 **MONO RIBBON INTEGRATION** To integrate top crown area for additional coverage and volume
- 4 **1/8" FOLDING MONOFILAMENT** Allows for a natural appearance between your biological hair and your topper
- 5 **PRESSURE SENSITIVE CLIPS** To clip into hair if not using adhesive



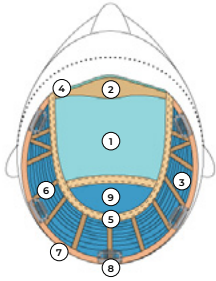
TOP FLEX | 6" x 6.5"

- 1 **SINGLE MONOFILAMENT** Allows multi-directional parting while providing the appearance of natural growth
- 2 **POLYURETHANE COATED FRONT** For use with adhesive if needed
- 3 **OPEN WEFTING** Allows for maximum coverage and volume/height
- 4 **ELASTIC**
- 5 **1/8" FOLDING MONOFILAMENT** Allows for a natural appearance between your biological hair and your topper
- 6 **PRESSURE SENSITIVE CLIPS** To clip into hair if not using adhesive



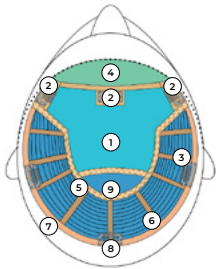
TOP COMFORT | 5.5" x 8"

- 1 **DOUBLE MONOFILAMENT** Allows multi-directional parting while providing the appearance of natural growth
- 2 **1/2" POLYURETHANE COATED PERIMETER** For use with adhesive if needed
- 3 **100% HAND TIED CAP** Each hair is individually hand tied, creating the appearance of natural growth
- 4 **1/8" FOLDING MONOFILAMENT** Allows for a natural appearance between your biological hair and your topper
- 5 **PRESSURE SENSITIVE CLIPS** To clip into hair if not using adhesive



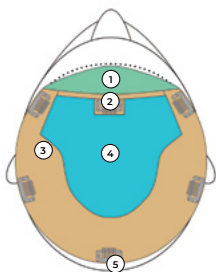
TOP STYLE | 8.5" x 9"

- 1 **DOUBLE MONOFILAMENT** Allows multi-directional parting while providing the appearance of natural growth
- 2 **POLYURETHANE COATED DOUBLE MONOFILAMENT** For use with adhesive if needed
- 3 **OPEN WEFTING** Allows for maximum coverage and volume/height
- 4 **1/8" FOLDING MONOFILAMENT** Allows for a natural appearance between your biological hair and your topper
- 5 **VELVET CONNECTION** For smooth/comfortable material transition
- 6 **ELASTIC**
- 7 **CLOTH RIBBON**
- 8 **PRESSURE SENSITIVE CLIPS** To clip into hair if not using adhesive
- 9 **MACHINE WEFTED CROWN (SYNTHETIC ONLY)** Allows for maximum coverage and volume/height



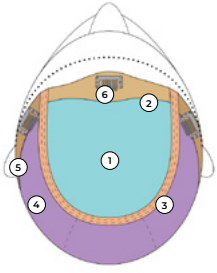
TOP SMART | 9" x 9"

- 1 **SINGLE MONOFILAMENT** Allows multi-directional parting while providing the appearance of natural growth
- 2 **POLYURETHANE COATED TABS** For use with adhesive if needed, after clip removal
- 3 **OPEN WEFTING** Allows for maximum coverage and volume/height
- 4 **SMARTLACE (WELDED LACE FRONT)** Mimics a natural hairline, hair is hand tied one by one
- 5 **VELVET CONNECTION** For smooth/comfortable material transition
- 6 **ELASTIC**
- 7 **CLOTH RIBBON**
- 8 **PRESSURE SENSITIVE CLIPS** To clip into hair if not using adhesive
- 9 **ENCLOSED WEFTING** Allows for maximum coverage and volume/height



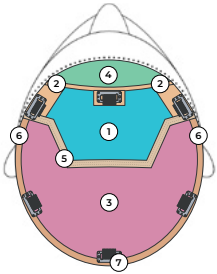
JULIETTE | 9" x 9"

- 1 **SMARTLACE (WELDED LACE FRONT)** Mimics a natural hairline, hair is hand tied one by one
- 2 **POLYURETHANE COATED TAB** For use with adhesive if needed, after clip removal
- 3 **POLYURETHANE COATED MONOFILAMENT** For use with adhesive if needed, after clip removal
- 4 **SINGLE MONOFILAMENT** Allows multi-directional parting while providing the appearance of natural growth
- 5 **PRESSURE SENSITIVE CLIPS** To clip into hair if not using adhesive



TOP FULL | 11" x 11.5"

- 1 DOUBLE MONOFILAMENT** Allows multi-directional parting while providing the appearance of natural growth
- 2 POLYURETHANE COATED DOUBLE MONOFILAMENT** For use with adhesive if needed
- 3 CLOTH RIBBON**
- 4 360 STRETCH HAND TIED SECTION** Allows customized stretch from front to back and ear to ear
- 5 ELASTIC**
- 6 PRESSURE SENSITIVE CLIPS** To clip into hair if not using adhesive



TOP COVERAGE | 11x11.5

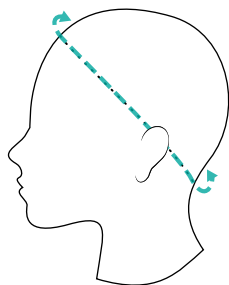
- 1 SINGLE MONOFILAMENT** Allows multi-directional parting while providing the appearance of natural growth
- 2 POLYURETHANE COATED TABS** For use with adhesive if needed, after clip removal
- 3 100% HAND TIED CAP** Each hair is individually hand tied, creating the appearance of natural growth
- 4 SMARTLACE (WELDED LACE FRONT)** Mimics a natural hairline, hair is hand tied one by one
- 5 VELVET CONNECTION** For smooth/comfortable material transition
- 6 ELASTIC**
- 7 PRESSURE SENSITIVE CLIPS** To clip into hair if not using adhesive

WIGS

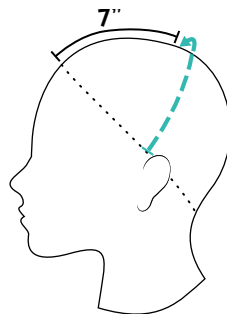
HOW TO MEASURE A HEAD FOR THE CORRECT CAP SIZE



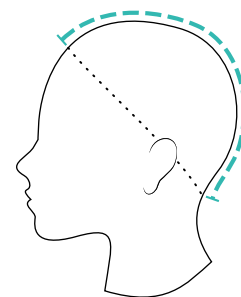
**FABRIC
MEASURING TAPE**



1. Hold measuring tape at the front hairline
2. Follow the hairline circumference to the base of the nape hairline
3. Continue around head, back up to front starting point



1. Establish "top of head point" by measuring 7" back from the front hairline
2. Hold measuring tape at the hairline at top of ear
3. Measuring across "top of head point", continue down to the hairline above opposite ear



1. Hold measuring tape at the front hairline
2. Follow a straight line down the center of the head, ending at the nape hairline

	CIRCUMFERENCE		EAR TO EAR		FRONT TO BACK	
	IN	CM	IN	CM	IN	CM
CHILD	20	51	12	31	12	30.5
PETITE	21	53.5	13	33	13.25	33.5
PETITE/AVERAGE	21.25	54	13.25	33.5	13.75	35
AVERAGE	21.5	54.5	13.5	34	14.25	36
AVERAGE/LARGE	22.25	57	13.75	35	14.75	37.5
LARGE	23	58.5	14	35.5	15.5	39

HOW TO APPLY

1. Turn wig over and hold in front of you, hairline should be facing you
2. Hold at nape area and slip wig on like a cap, keeping ears free
3. Gently push hairline of wig up to match up with your natural hairline
4. Hold ear tabs and adjust to ensure wig is on evenly in front of the ears
5. Use wire in ear tabs to adjust and form to the shape of the temples
6. Use fingers, brush or comb (depending on fiber) to help shape into desired style

TIPS: If you have a SmartLace lace front wig, do not pull on or stretch the lace. DO NOT slide thumbs or fingers underneath lace. Use only the ear tabs to adjust wig placement on the head